

# PNC



# Coil Line

Journal of the Plate Number Coil Collectors Club PNC<sup>3</sup>

<http://www.pnc3.org>

Aug. 1, 2005

Vol. 18, No. 8

Whole Number 204

Frank Covey, President  
16 Grandview Drive  
Macomb, IL 61455  
309-837-5218  
[president@pnc3.org](mailto:president@pnc3.org)

#### Board Members

John Peterson, VP  
Tom McFarland Secy.  
Andrew Jakes, Treas.

Ken Cherry, At Large  
Scott Adams, At Large  
Gene Trinks, Past Pres.

Harold A. Brown, Editor  
909 Parker St.  
Bowling Green, OH 43402-2107  
419-352-7900 ([halallen@wcnet.org](mailto:halallen@wcnet.org))

## Dealer seeks untagged errors data in effort to develop info for 'Values'

PNC dealer Jim Nelson has agreed to try to assemble the needed data from all members of PNC<sup>3</sup> in regards to Untagged Errors found on plate number coils.

If you have any untagged errors in your collection; both mint strips and used singles, please contact Jim Nelson at 5649 E 100 N Kendallville, IN. 46755-9670 by mail, telephone 260-897-3975, or by e-mail at [jnelsonpncs@rexnet.net](mailto:jnelsonpncs@rexnet.net)

Nelson needs to know the stamp, plate number, whether a mint strip of 5; or a used single. He also needs to know the price paid for it, if you remember.

As soon as this data can be compiled, it will be included in the next available PNC Values Listing.

## Eagle due in coils of 3,000 on Aug. 5



(See page 96 for additional details)

### Message from the President:

## PNC<sup>3</sup> Catalog Assigned ISSN

Thanks to Ron Maifeld's efforts, official recognition has been given to the PNC<sup>3</sup> Catalog of Plate Number Coils with the Library of Congress assigning an ISSN (International Standard Serial Number) to this serial title first published in 2003.

Many of you may have certainly already noticed or used this perhaps mysterious code on serials which you read or consult or in references concerning articles or serials: the ISSN.

The ISSN is the standardized international code which allows the identification of any serial publication independent of its country of publication, of its language or alphabet, of its frequency, medium, etc. For each serial with an ISSN, there is a corresponding "key title" (a commonly acceptable form of the title) established at the time of ISSN assignment.

The ISSN is used by various partners throughout the information chain: libraries, subscription agents, researchers, information scientists and newsagents. The ISSN should be as basic a part of a serial as the title. Therefore, the 2004 New Issues section of the PNC<sup>3</sup> Catalog of Plate Number Coils will show the serial's ISSN (ISSN: 1556-2417) in the masthead information on the back of the title page.

As I write this in mid-July, the June 2005 Catalog Pages are at the printer. Catalog Pages ordered before July 4<sup>th</sup> will be mailed during the last half of July. Pages ordered later will be printed and mailed in August 2005. U.S. orders are sent as "Bound Printed Matter" which takes longer to deliver than first class, but saves you money. Orders were such that all the Catalog Committee's quantity estimates were met for each of the five products offered. This means we will not lose money on the initial printing.

I believe in the future it will be necessary to have a pre-publication price (translate lower price) and a post publication price (translate higher price) for each product.

(Continued on page 96)

## Catalog listed

(Continued from page xx)

Color printing is expensive. By ordering in quantity from prepaid orders you save money and so do we. Thanks for making the June 2005 publications a success! The Catalog Committee is already making plans for next year's publications. All committee members will be at STAMPSHOW so you can give us your catalog ideas in person.

— Frank Covey

## Letter

### Mixture report – untagged errors

To the Editor:

Here are the results of looking through a large accumulation of PNCs: The following untagged errors were found:

1891 18¢ Flag #2  
1895 20¢ Flag #4, #9  
2005 20¢ Consumer Ed #3, #4  
2112 D #1  
2115 22¢ Flag #1, #7, #16  
2136 25¢ Bread Wagon #2  
2279 E #1111  
2281 Honey Bee #2

Also eight 2115 22¢ Flag #8 Wide Tagging and one 2523 29¢ Rushmore with Lenz solid phosphor paper. I thought this report might be of interest and would be glad to correspond with any members interested in untagged errors.

Robert S. Rowe  
5806 Twisted Oaks Drive  
Sebring, Fl 33876-7427  
browe@tnni.net

## Help needed at Washington 2006

PNC3 will be represented and participate in **Washington-2006**, an international philatelic exposition in Washington, DC May 27-June 3, 2006.

We need PNC3 members to sign up now to help staff the Club's table at the show.

Previous announcements have yielded too few volunteers. Please contact Bob Hubsmith at [lobohub@earthlink.net](mailto:lobohub@earthlink.net) or 11 Orchard Road, Kinnelon, NJ 07405-2730.

- The Ad Hoc Committee

## American Eagle to be issued at StampShow

The U.S. Postal Service will issue the nondenominational (25-cent value) American Eagle Presorted First Class Mail stamps Aug. 5 in Grand Rapids, Mich. The PSA stamps will be issued in coils of 3,000 stamps.

The stamp was previously issued May 12, 2004 in two versions, water-activated gum in coils of 3,000 stamps and on June 26, 2003 in PSA coils of 10,000 stamps.

The following table of information was taken from the July 7, 2005 *Postal Bulletin* of the U.S. Postal Service.

Issue:	<i>American Eagle</i>
Item Number:	782800
Denomination & Type of Issue:	Presorted First-Class Nondenominated Definitive (25-cent value)
Format:	Coil of 3,000 (10 designs)
Series:	N/A
Issue Date & City:	August 5, 2005, Grand Rapids, MI
Photographer:	N/A
Designer:	Tom Engeman, Brunswick, MD
Art Director:	Ethel Kessler, Bethesda, MD
Typographer:	Tom Engeman, Brunswick, MD
Modeler:	Donald H. Woo
Manufacturing Process:	Gravure
Engraver:	Southern Graphics
Printer:	Sennett Security Products (SSP)
Printed at:	American Packaging Corporation, Columbus, WI
Press Type:	Rotomec, 3000
Stamps per coil:	3,000
Print Quantity:	90 million stamps
Paper Type:	Nonphosphored, Type III
Adhesive Type:	Pressure sensitive
Processed at:	Unique Binders, Fredericksburg, VA
Colors:	PMS 135 (Yellow), PMS 186 (Red), PMS 348 (Green), PMS 7461 (Blue), PMS 646 (Dark Blue), PMS 431 (Gray), Black
Stamp Orientation:	Vertical
Image Area (w x h):	0.72 x 0.832 in./18.28 x 21.13 mm
Overall Size (w x h):	0.87 x 0.982 in./22.09 x 24.74 mm
Full Pane Size (w x h):	N/A
Plate Size:	400 stamps per revolution
Plate Numbers:	"S" followed by seven (7) single digits (every 20 stamps)
Coil Back Number Frequency:	N/A
Marginal Markings:	N/A
Catalog Item Number(s):	782840 Full Coil of 3000 — \$750.00 782830 Strip of 25 — \$6.25 782862 First Day Cover — \$0.88

## Reporting the Rarities

by Gene Trinks (8/05)

'Summertime...., and the livin' is easy' (or so goes the song). There haven't been many reports of new finds this month. I guess that's because members are finding other summer activities to occupy their time. Many thanks to those who have been actively searching their collections, and getting in touch to verify their holdings. For many, much of the fun of collecting is searching for the occasional find of something special. All of the PNCs and varieties listed below are, indeed, something special. If you have one or more, count yourself lucky.

It's been almost a year since I started this census. Originally, I had expected to find a much greater quantity of these items in collector hands. Given the small quantities reported to date, it would seem that these items are truly rare. Most have been out of print for some years now, and remainders in USPS inventories presumably destroyed. There is no purpose in the USPS keeping these service-inscribed non-denominated issues around, since they have been adequately replaced with later issues. I would not expect to see them reappear at a future date, as sometimes happens with their first-class and change-maker denominated counterparts. They're probably gone, gone, gone....

So, be on the lookout. You, too, may find something special.

This month, I have had reports on only three issues: the (5c) Avery Mountain V333342 13/12 die; the (10c) Atlas #V12111; and the (25c) Diner # 22211 round shoulder die. Also some activity in the Flag Over Porch arena. I'll have that update in the October issue.

The current count stands at:

PNC Issue	PNC ID	Scott No.	Mint*	Used	On Cover
(5¢) Avery Mountain V333342 13L/12R die	1996-10.211	2904A	0	17	3
V333343 round corner die	1996-10.211	2904A	0	3	0
(5¢) BEP Mountain #1111 9/10 die	1997-1.22	2904B	2 + 2	12	2
(10¢) Green Bike #333 round shoulder die	1998-4.21	3228	1	2	2
#444 square shoulder die	1998-4.22	3228	0	19	2
(10¢) Eagle & Shield STD #11111 round shoulder die	1998-15.21	3271	3 + 1	10	4
(10¢) Atlas #V12111	2003-9	3770	0	11	2
(25¢) Diner #22211 round shoulder die	1998-7.21	3208A	0	46	7

\* In MINT column, first number is known ps/5s and second number is known mint singles (See January 2005 issue for illustrations of the round and square corner and shoulder die varieties)

I'm still looking for reports on how members who have made trades or transactions for these rare varieties have valued them. The input I get will help establish the prices in the next Values List. Reports should come to me at [gctrinks@sprynet.com](mailto:gctrinks@sprynet.com) or 3603 Bellows Ct., Troy, Mi 48083.

I'm looking forward to meeting many members at the forthcoming Annual Meeting in Grand Rapids, Michigan. Bring special items from your collection to be scanned into the PNC3 image archive being assembled by Frank Covey. Need not be one of the above, just something you consider special or out of the ordinary. We'll be there Thursday through Sunday. Hope to see you there!

# CURRENT ISSUE NUMBERS & ROLL SIZES

07/10/05 AHT

**KEY:** A-100, B-500, C-3000, D-10000  
 EP - EMBEDDED PHOS      UT - UNTAGGED  
 SP - SURFACE PHOS      [xx] - NUMBER INTERVAL  
 BK - BLOCK TAG          (NL) - LINERLESS  
 OA - OVERALL TAG        **\*NEW NUMBER**

Plate number intervals are shown in brackets following the stamp name. If more than one is indicated, the order is that in which the different printer's plate numbers are listed.  
 Example: G. Washington: [12] for BCA, [11] for Avery.

**PRINTER PLATE NUMBER PREFIX LETTERS:**

A - American Bank Note	P - Ashton-Potter
B - Banknote Corp. of Am.	S - Sennett Security Prod.
G - Guilford Gravure	V - Avery-Dennison
M - 3M	None - BEP

**37c FLAG [14]**  
 #S1111 A, C, D  
 #S1111 C (lum red ink)

**1c KESTREL [24]**  
 #1111 B, C (TYPE I)  
 #1111 B (TYPE II)  
 #1111 C (TYPE III)

**37c FLAG (SA) [20] [20]**  
 #B1111 C, D  
 #S1111 C, D

#2222 C  
 #3333 C  
 #4444 C

**37c F (SA) [24] [12] [14] [31]**  
 #1111 A  
 #2222 A  
 #3333 A  
 #4444 A  
 #5555 A  
 #6666 A  
 #7777 A  
 #8888 A  
 #9999 A  
 #1111A A  
 #2222A A  
 #3333A A  
 #4444A A  
 #5555A A  
 #6666A A  
 #B1111 A  
 #S1111 A  
 #S2222 A  
 #S3333 A  
 #S3333 A (lum red ink)  
 #S4444 A  
 #P1111\* A

**1c LAMP [14]**  
 #S11111 C

**2c WOODPECKER [24]**  
 #11111 C, D  
 #22222 D

**3c STAR [14]**  
 #S111 D

**5c CIRCUS [48][24][14]**  
 #1 B, C (OA) [52]  
 #1 B, C (UT) [52]  
 #2 C  
 #A1 D  
 #A2 D  
 #A3 D  
 #S1 D  
 #S2 D (GLOSS)  
 #S2 D (SHINY)  
 #S3 D

**37c TOYS (SA) [12]**  
 #B11111 A  
 #B12222 A

**5c TOLEWARE [14]**  
 #S1111111 D

**37c EGRET (SA) [11] [31]**  
 #V1111 A  
 #V2111 A  
 #V3211 A  
 #V3212 A  
 #V3221 A  
 #V3222 A  
 #P11111 A  
 #P22222 A  
 #P33333 A  
 #P44444\* A  
 #P33555\* A

**23c G. W. (SA) [12] [11]**  
 #B11 A  
 #V11 A  
 #V13 A  
 #V21 A  
 #V22 A  
 #V24 A  
 #V35 A  
 #V36 A  
 #V45 A  
 #V46 A

**(5c) SEA (SA) [20][22][20]**  
 #B111 D  
 #P1111 D  
 #P2222 C, D [27]  
 #P3333 D [27]  
 #P4444 D [27]  
 #S1111 D

**(10c) E&S STD (SA) [21]**  
 #11111 C, D  
 #22222 D  
 #33333 D  
 (15c) WOODY (SA) [21]  
 #S11111 D

**(5c) SEACOAST [10] [14]**  
 #B111 B, D  
 #S1111 C, D

**(25c) DINER [14]**  
 #S11111 D

**(10c) ATLAS (SA) [20] [10]**  
 #B1111 D  
 #V11111 D  
 #V11222 D  
 #V12111 ?  
 #V12222 C, D  
 #V21111 D  
 #V21211 D  
 #V22111 D  
 #V22222 D

**(25c) DINER (SA) [21]**  
 #11111 D  
 #22211 C, D  
 #22222 C, D  
 #33333 D  
 #44444 D  
 #55555 D

**(10c) LION (SA) [21]**  
 #S11111 D  
 #S22222 D  
 #S33333 D  
 #S44444 D  
 #S55555 D [20]  
 #S77777 D

**(25c) EAGLE (SA) [20]**  
 #S1111111 D  
 #S2222222 D  
 #S3333333 D

**(25c) EAGLE [10]**  
 #S1111111 C

**(10c) LION [14]**  
 #S11111 B, C

**(10c) E&S STD [24]**  
 #11111 D  
 #22222 D

**37c OFFICIAL [14]**  
 #S111 A

Sennett's SA Lion S55555 was printed with a different size cylinder than the other plate numbers. Consequently the plate number interval changed from 21 to 20.

Ashton Potter's SA Seacoast P2222 was die cut with two different mats. One is serpentine cut on all four sides while the other has serpentine cuts on the sides and straight cuts on top and bottom.

● In printing the SA Seacoast with cylinders P2222, P3333 and P4444 Ashton Potter changed the cylinder size from that used to print P1111. Consequently the plate number intervals changed from 22 to 27. P3333 & P4444 have small date and color laydown BCMY.

■ The Kestrels differ in the order of color laydown. Colors are black, yellow, cyan and magenta, Type I sequence is BYCM. Type II is BCYM. Type III is YMCB. The color order shows in the plate number.

## This and That by Doug Iams

Ooops. This first page was supposed to appear last month, but I forgot to send it in.

### 23c G. Washington Data

In addition to the data Jeff Fiszbein provided earlier, Ron Hayes, Bob Murin, and Charlie Still have also reported their findings on used 23c GW's they have found in searching mixtures.

		V11	V13	V21	V22	V24	V35	V36	V45	V46
Jeff	VP	28	11	6	12	6	30	11	2	10
	PV	21	3	1	11	3	8	0	1	3
Ron	VP	28	24	5	16	14	58	5	29	45
	PV	15	3	3	9	7	11	1	13	11
Bob	VP	98	158	100	105	159	629	52	201	488
	PV	102	51	20	95	48	190	7	17	31
Charlie	VP	48	42	16	17	34	88	14	29	60
	PV	57	10	4	34	7	19	0	3	11
Total	VP	202	235	127	150	213	805	82	261	603
	PV	195	67	28	149	65	228	8	34	56
	VP	51%	78%	82%	50%	77%	78%	91%	88%	92%
	PV	49%	22%	18%	50%	23%	22%	9%	12%	8%

Note: V11 & V22 totals are artificially low because Bob stopped counting the VP's and PV's for each when he hit 200 (he actually has 527 of the V11 and 298 of the V22).

The VP:PV ratios are fairly consistent from one reporter to the next with two exceptions - Ron's V45 data and Charlie's V22 data. These may be due to regional or time frame bias in the mixtures, or the ever popular typo.

While certainly not the weed that the V35 is, the V45 is apparently not as scarce as Jeff's data initially suggested and the V36 looks to be the least common.

It is my opinion that the V11 and V22 were predominantly cut with the type 1 mat (rows alternating between VP and PV, which I now believe starts with a VP as the top row), the V36, V45 and V46 were predominantly (perhaps exclusively) cut with the type 2 mat (PV top row and VP in all other rows) and the remaining plate number combinations were cut with both mat types (Avery is famous for using different die cut mats on the same plate number on its convertible booklet panes - if half were cut with one type and half were cut with the other, it would give a VP:PV of 71%:29%). This would explain all the data in the above table and all the various bells, short peaks, and shallow valleys that have been reported.

### 25c Eagle Variety

Scott Adams reports that the self adhesive version of the 25c Eagle has been found without the vertical black line on the back of the liner. The plate number on the 2 rolls that have been found without the line is S2222222. A non-member has reported that he has a strip of the S2222222 on which the black line stops 0.5 mm short of the edge. It is not known what the purpose of this line is. Speculation variously has it that the entire web roll was missing the line (intentionally or in

error), that there is one or more rows that intentionally do not have the line, or that there was a shift in the line that resulted in one or more rows without the line.

## Blue Bird

While mixture sorting, Bob Murin has discovered a very striking variety of the Egret P22222 on which the blue on the bird is much more intense than normal. After examining an unnumbered example, I am convinced that the variety is a result of a much heavier application of the lighter of the two blue inks rather than the use of a different ink color. This is one of those occasions where it is unfortunate we are not in color, but even in the black and white image below the difference should be obvious.



## How Many Different 37c Flag Versions Do We Need?


Evidently USPS thinks we need one more. This time it is a roll of 100 from Ashton Potter with a 2005 year date. There is a lot of head scratching as to why they needed AP to produce these when Linn's reported that the final production of BEP version of the Flag may never see the light of day if the rate change is approved.

A number of people (including myself) who tried to order rolls of this new AP Flag from the caves received the BEP 4444A instead while others received the correct item.

## New Sennett Flag Die Cut Variety


Scott Adams reports that the Sennett 37c Flag S3333 and S4444 exist with both VP and with PV die cuts. The earlier S1111 and S2222 are only known with the PV version.

The close-up of the top of the old PV stamp at the left is from a stamp that has normal top and bottom margins but has the die cutting shifted down to show all of the long sloping separator. Everything above the horizontal dash (added by computer) belongs to the stamp in the row that was above it on the web. The close-up of the bottom of the new VP stamp at the right is from a stamp that was miscut with a wide bottom margin to show all of the long sloping separator. Everything below the horizontal dash belongs to the stamp in the row that was below it on the web. As you can see, the long sloping separators slope in opposite directions. This reversed shape is the result of a different mat and not as a result of inverting the original mat (inverting the original produces the same original shape).




## Numbered Sealing Labels

By Frank Covey



The labels above come from Dr. Bob Rabinowitz. These labels sealed the 10K rolls of the (5c) Seacoast (PNC ID 2003-5) with plate P4444. Dr. Rabinowitz believes these numbers might represent the row on the web from whence the coil originated. This is the first report of numbered sealing labels I have had on any coil. This Seacoast is produced by Ashton Potter. Will other large coils from Ashton Potter now have these numbered sealing labels?

## Thin Blue Line Flag




To the left is the newest plate number (6666A) on the BEP 37c Flag (PNC ID 2002-4). This strip, provided by Al Haake, has a thin blue line just above the "37" that runs unbroken though the entire plate strip. The color of the line matches the light blue plate number. The line most probably was caused by a nick in the doctor blade at the blue printing station on the press. The doctor blade is used to wipe excess ink from the printing plate. Each color in a plate number represents a different print station.

This kind of mistake is classified by collectors as a "freak". The recently published Glossary defines this term. Freaks, while interesting, are generally not as highly prized as constant plate varieties (also defined in the Glossary).


## Reverse Sennett Die Cut

By Frank Covey



The Sennett Security Products 37c Flag (PNC ID 2003-7) comes in a stick with a coil held to the one below it by a tiny piece of uncut paper called a bridge. There is an elongated slanted transition die cut that goes from a roll to the one below it. This cut has been referred to as a “Cobra” when the entire slanted cut appears on a single stamp. The transition cuts I have seen up to now slant from right to left like a forward slash (/).

I am indebted to Scott Adams for sending the S4444 strip above. The die cutting on the strip is reversed from the original die cut shown in the illustration at the left. The strip was sent to me because it has a new kind of mottled tagging. When the tagging is on hi-brite paper, the appearance is blue-white instead of the more familiar neon green.



This strip raises a number of questions. Do all hi-brite paper (blue-white mottled tagging) coils have the new backslash (\) slant? Can the backslash transition die cut be found on the neon green mottled tagged coil?

Reports from PNC<sup>3</sup> members would be welcome.



# Adventures Tracking Down Snowy Egret Coils with P44444 and P55555

By Ronald Maifeld

It was a warm June evening when I received a call that triggered an area wide search for the P5s. A fellow PNC collector informed me with great glee that he had found a coil of 100 of the 37¢ Snowy Egret with a new number, P55555 in a local Kroger supermarket, and at the same store, copies of the double-sided Antique Toys convertible booklet of 20 with plate combination V2221, a number that we knew existed, but had not located.

Shortly thereafter, I announced on the internet that the P5s had been found and almost immediately had queries from dealers and collectors wanting me to help them fill their needs. After the initial numbers were totaled, we found that we needed several hundred full rolls. I also contacted a couple of dealers about the Antique Toys and determined that a need was there for about eight dozen panes.

I picked up what Antiques Toys were available from the store that I knew had them, minus 3 that they would not sell me because they wanted to have some for other customers. I walked out of the store with 56 copies and no hope of finding more. The clerk told me that they would have a new supply of stamps in about ten days.

A conversation with a Kroger Manager revealed that the stamps come through their regular supply chain, rather than the post office, and apparently the stamps come from a distribution center in Tennessee. Except for one instance, we have not found 'shrink wrapped' Egrets in any post office locally. It is speculated that Ashton Potter has farmed out production of this particular stamp to American BankNote and the whole run is being sent to retail stores. American BankNote may not be the same as American Bank Note Company who has supplied stamps in the past. As far as we know at this point, since there have been no other reports of the P4s or P5s, the entire stock may be going to the Kroger grocery chain, and/or those stores under the Kroger umbrella.

The vast majority of the coils that I've looked at have very good centering, and all have the triangular shaped die cut that begins with a valley at the top.

Meanwhile, my collector buddy continued to search with lackluster results. He expanded his efforts to include looking in Meier's and Bigg's. Neither venue had coils.

Many of the Kroger stores, which were now the main focus of his search, either had no coils or only Flags. Those that did have coils, usually had them pre-folded in strips of five stamps, held with a paper clip. Occasionally, he found an opened coil that had not been desecrated by folding. Fortunately the strips 'usually', but not always, provided a clue to what plate number was in stock.

A big problem in the search was that all of the coils are shrink-wrapped and the only way to tell what number is inside is to open them, unless a number could be seen on one of the five stamps visible on the outside of the package, which is a long shot. Complicating the search was the problem that most of the coils of the Egrets, usually referred to as 'birds' by the store clerks, were mixed in with plate combination P22222. This nixed the idea of buying everything they had, because the mix was generally half and half. The occasional hostile clerk who did not want you to handle more than one coil also was a problem, although the majority of the customer service people were very helpful and accommodating.

Over the course of a couple of weeks of searching we developed some 'work around' plans. We found that the main cache of stamps was at the 'Customer Service Desk' and except for a handful up front, the reserve was tucked away in the safe.

Most stores would acquiesce to letting you open one coil, especially if they had none already opened. If that coil happened to be P4s, then we stated that we would like to purchase it and proceeded to open another, hoping that we would hit pay dirt again. When the wrong number appeared, that coil was returned and the searching stopped, although a few people did allow us to open more coils. Generally there were only half a dozen or so coils at most to look at, and it became a tough decision to call it quits or gamble on paying \$37 for an unwanted coil, which I did on several occasions.

I could tell that it was going to be a long road to the finish line since those stores that had Egrets only had a few coils, with a few exceptions, and some of them wanted to limit the number we could purchase.

There was one store in particular that let my partner open all the coils they had, a total of eight, which turned out to be all P2s. Obviously, he did not take any of them. The very next place he visited had an equal number of coils with P5s, but the clerk would only let him purchase three of them so they 'had stamps for other customers'. He mentioned that the previous store had excess stock and questioned if he could go back and purchase some from them and then exchange them for the P5s that he needed. Surprisingly she agreed, even though the wrappers had been opened, and the deal was done.

Up until this point, I had not been searching for the Egret numbers, opting to finance the search. My searcher was charging the stamps to his credit card and I was then reimbursing him with a check when he turned over the finds to me. To speed up the process, I made a decision to join in the hunt.

On the way to our local stamp club meeting on Wednesday, June 22<sup>nd</sup>, I decided to stop at a Kroger store near the meeting place, looking for more P5s so we could 'share the wealth' and was very surprised to see P44444 on the coil. I looked at 3 coils and they were all P4s and I walked away happy. After the meeting, I stopped back and planned on buying what they had left. When asked, the clerk at the Customer Service counter said that he thought there were 6 or 7 rolls left, but he only returned with three. I bought them sight unseen as far as the number was concerned. All three turned out to be P4s.

There were a few other stores on the way home, and I checked a couple of them out. The next store had a good dozen or so rolls and I found one with P4s showing on the outside of the coil. I ended up buying 3 coils and they were all 4s. The last place I checked before heading home at almost 11pm did not have coils.

I could not wait to announce the news that I had located a previously unreported number, which I dubbed as 'the missing link'. Within hours, basically the first thing in the morning, we were flooded with requests for P4s and charged with locating coils equal in number to the P5s, of which we were still a long way from our goal.

At this writing, it's only been three days since we found the P4s and both of us have made one extensive canvas of the area. His outing produced the remaining needed booklets and a few more P5s, along with some P4s. I'll cover my outing and add some random thoughts.

My trip started at about 12:30 pm and lasted till I got weary about 6 or so and covered 96.6 miles. I kind of had a loose travel plan, being fairly familiar with the Kroger stores in the area, and trying to incorporate a few errands. I've not actually counted the total Kroger stores in the Cincinnati phone book, but it is over 70. This figure includes one in Lawrenceburg, Indiana and a dozen or so in northern Kentucky. My plan was to head east and then swing to the north-west, generally following the outer belt, I-275, not knowing how long it would take and/or what obstacles I might encounter.

Wouldn't you know, the three closest stores to home did not have coils. Of the eleven stores that I visited, it was not until the fifth store that I found any P4s. Over the course of the afternoon, I only came up with two coils of P5s, although I did find a good number of the P4s. I found one store listed in the phone book that was hidden behind a large shopping mall and I had no idea it was even there. It was a worthwhile find. Most of the trip was fruitful after the initial letdown.

The last place I ventured, which was a little farther north than I had planned on going, had perhaps 50 coils in stock. The young clerk, who along the way received an education on Plate Number Coils, was very friendly and cooperative. She let me look at every coil and I found two, count them: one, two, with numbers showing on the outside. There was a P22222 and a P44444. I immediately set the P4 coil aside and said that I would like to open one at random and that I would buy that one regardless of what number it was. It turned out to be a P2 - BUMMER! She then said that she would keep that one to sell from and that I could open another. It also turned out to be a P2.

It was now decision time and I opted to quit opening coil packages and head for home. After all, the rest of them could have been P4s, or worse yet all P2s. I guess that I'll never know. I walked out with the lone P4 coil that I had previously set aside. Fortunately she did not require me to buy the two

that I had opened. I passed a few more Kroger stores on the way home, but I was bushed and hungry, and decided to wait until another day.

My feeling considering what I've found is that perhaps we discovered the P5s near the end of their run and the beginning of the influx of P4s. It's possible the P5s could surface again.

The next day, I mapped out another trip heading to the west side of Cincinnati with a planned itinerary of twelve stops, and then dinner with a friend.

Only one of the stores did not have any Egrets. All the rest of the nine I visited had the 4s and overall I did quite well. No P5s to be seen, but it was still a very good day.

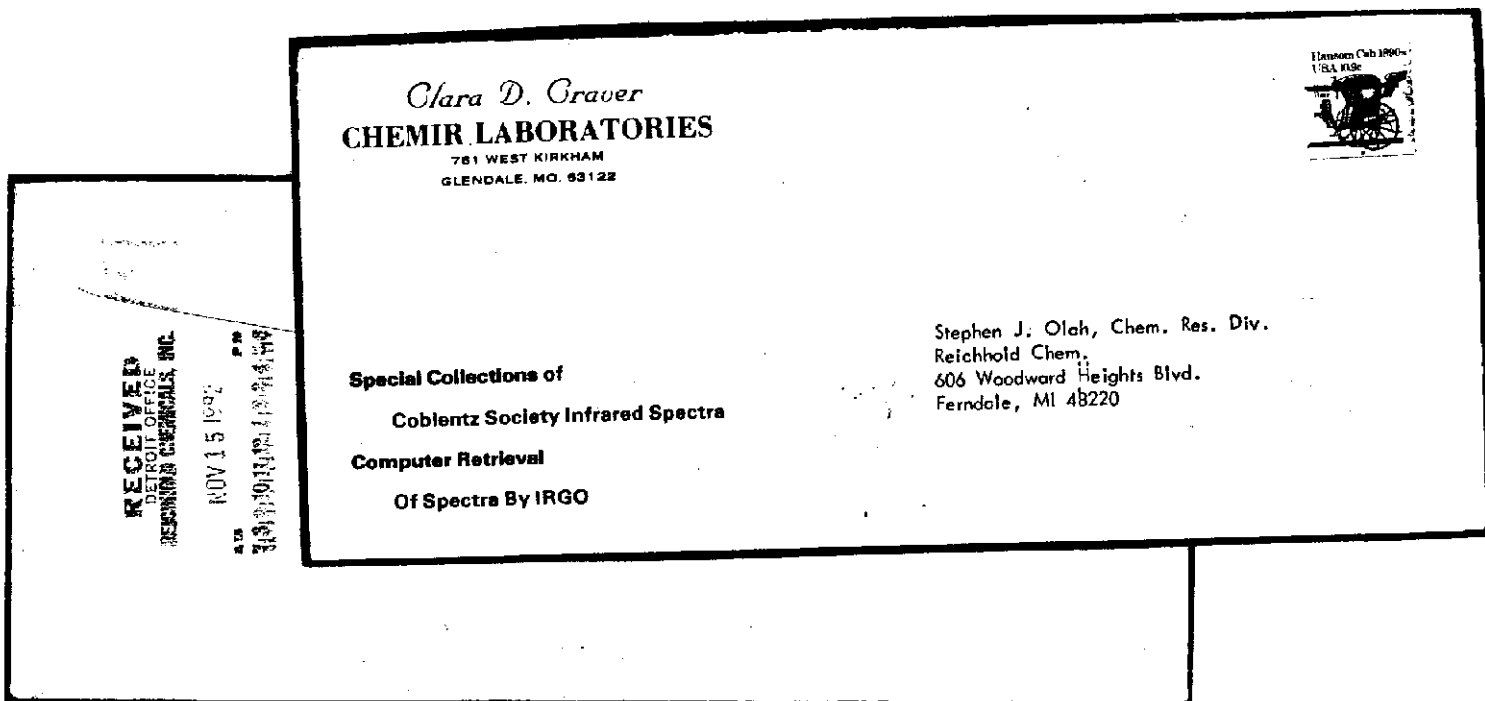
The last stop before dinner was the most memorable. They had an open coil with P2s and eight full coils, four of which had P4s showing. My request to purchase all eight was met with a stern voice that we can only sell you a couple. I pleaded, and even said please, and mentioned that I had driven all the way across town, a distance of 40 plus miles. None of this had any effect.

I then mentioned that I had seven 'opened' rolls in the car that I could trade 'so that they would have rolls left for other customers' and that I would be happy to have them verify that the rolls still had all the stamps. To my surprise, the clerk accepted this proposal and I hurried out to the car and returned with the seven coils in a Kroger bag. They neglected to count the stamps. Go figure.

Ok, deal done and as I go to pay for the one extra coil my credit card gets turned down. Fortunately, I had another card available and used that. It turns out that the card company put a block on my account because of all the activity and high dollars amounts, especially in grocery stores. I got everything straightened out the next day and I'm on the prowl again trying to supply PNC collectors and dealers with the Egret P44444.

My third trip out netted a plastic grocery sack full of P4s, but no more 5s. In all, we came up with less than 80 coils of the P55555, but enough P4s to satisfy everyone that wanted them.

## COVER OF THE MONTH



The above cover featuring the 10.9¢ Hansom Cab Prec. #2 has a 11/15/82 receiving mark on the back proving it was used several months earlier than the previous earliest known commercial use of this PNC. (If you have an interesting, out of the ordinary, unusual, or scarce PNC cover for *Cover of the Month*, please send a photocopy of your cover against a black background to Rob Washburn, P.O. Box 840, Skowhegan, Maine 04976.)

# Membership

Names of applicants are published for members to review. Any member who questions the suitability of a prospective member should contact the chairperson of the Membership Committee, Janet Gillis, 6 Robb Hollow Rd., Pittsburgh PA 15243-1718 with the objection. The committee will recommend for or against membership.

## *New applicants:*

John S. Gordon (1881)  
2364 Gallant Fox Ct.  
Reston, VA 20191-2611  
(703) 860-8070 (Day & Evening)  
[jkgordo@hotmail.com](mailto:jkgordo@hotmail.com)

Herbert O. Kelsey (1882)  
15 Woodland St. #702  
Hartford, CT 06105  
(860) 547-1547 (Day)  
[hkelsey@snet.net](mailto:hkelsey@snet.net)

Mike Pons (1883)  
74 Shoshone Dr.  
Hanover, PA 17331-7734  
(301) 315-7459 (Day)  
(717) 646-9534 (Evening)

Joseph W. Straub (1884)  
935 Kinzel Dr.  
Winchester, VA 22601  
(540) 662-7913 (Day & Evening)  
[marysflowers2000@yahoo.com](mailto:marysflowers2000@yahoo.com)

James Wadman (1885)  
2495 Washington-Jackson Rd.  
Eaton, OH 45320-9667  
(937) 456-2188 (Day & Evening)  
[jwadma@core.com](mailto:jwadma@core.com)

James E. Larsen (1886)  
3019 N. Desert Dr.  
Tucson, AZ 85712-1417  
(520) 326-3148 (Day & Evening)  
[jlars62428@aol.com](mailto:jlars62428@aol.com)

Dr. Sharon Shamosh (1887)  
P O Box 218  
East Rockaway, NY 11518-0218  
[Jnkbnstr123@aol.com](mailto:Jnkbnstr123@aol.com)

## *Changes of address:*

Bryan Webler (913)  
835 Kintz Woods Dr.  
Alliance, OH 4461-5903

Mike Sagstetter (1585)  
4301 Henry Street  
Wausau, WI 54403  
(715) 355-6591 (Day)  
(715) 675-2302 (Evening)

Joe Hartnett (1651)  
31 Huskins Cir.  
Bella Vista, AR 72715  
(479) 855-2344 (Day)  
(479) 855-2344 (Evening)  
[jhartne@mindspring.com](mailto:jhartne@mindspring.com)

Henry A. Stevens (1777)  
8264 W Grandridge Blvd. Apt 221  
Kennewick, WA 99336-7817

Elvin L. Edwardson (1787)  
1902 St. Louis Ave., Apt 210  
Duluth, MN 55802-2468  
**(Continued on next page)**

## PNC<sup>3</sup> meetings and slide shows

A listing of scheduled Regional and Annual Meetings will be published in *Coil Line*.

Regional Meetings are to be arranged through RMC Chairperson Tony Willson who will coordinate PNC<sup>3</sup> meetings and also supervise the PNC<sup>3</sup> slide programs. Anyone who wishes to host a regional meeting or check out one of the slide programs can write to Willson at: 1041 Bradcliff Dr, Santa Ana CA 92705-2334. He can be reached by e-mail at: **ANTHONY.WILLSON@WORLDNET.ATT.NET** or by phone at (714) 544-6799.

**Saturday, Aug. 6, Stampshow, Grand Rapids, MI, Annual Meeting.**

The general membership meeting is at 2 p.m. in room G103. The club has the room for two hours. The board meets at 9 a.m. in room G106. This meeting is open to everyone who may have others in the family not interested in stamps.

**Saturday, Feb. 4, 2006** — Sarasota National Stamp Exhibition at 10 a.m. in the north balcony of the City of Sarasota Municipal Auditorium, located at 801 North Tamiami Trail, Sarasota FL.

## COIL LINE

Published monthly as the journal of the Plate Number Coil Collectors Club, also known as PNC<sup>3</sup>. Copy must be in the hands of the editor no later than the 15th of the month. The July issue was mailed June 24.

**President:** Frank Covey, 16 Grandview Dr., Macomb, IL 61455  
[president@pnc3.org](mailto:president@pnc3.org)

**Distribution:** Alan Thomson, P.O. Box 91, Northwood, NH 03261 or [mr.snips@verizon.net](mailto:mr.snips@verizon.net) Mailed under Bulk Rate permit No. 1, Northwood, NH 03261. Contact Alan first about which back issues he has in stock. He may refer you to Charles Still at 23913 Benton Road, Kirksville, MO MO 63501 for older issues. Please include an SASE. There is a modest charge to cover expenses.

**Changes of address:** Should be sent to and membership applications are available from Tom McFarland, Secretary, P.O. Box 756, Princeton Jct., NJ 08550 [secretary@pnc3.org](mailto:secretary@pnc3.org)

**Mailing list:** Rental of the club mailing list is available. A one-time usage of labels costs \$50. Contact the secretary (above).

**Dues:** Are \$12 per year (\$17 for First Class mailing of *Coil Line*, \$17 for Canada and Mexico and \$22 for all others) and should be sent to Andrew Jakes, 2303 Horseshoe Ct., Grayslake, IL 60030-9327 [treasurer@pnc3.org](mailto:treasurer@pnc3.org)

**Advertising rates:** Are \$42 for a full page, \$24 for 1/2 page and \$12 for 1/4 page per issue. A check or money order made payable to PNC<sup>3</sup> must be submitted with the advertising copy. All copy should be sent to the Editor, 909 Parker St., Bowling Green, OH 43402-2107.

**E-mail** - [halallen@wcnet.org](mailto:halallen@wcnet.org)

Members are entitled to two free, 40-word ads per year. Word ads are available at 6 cents per word per issue to nonmembers and those members who have used their free ads.

## Ads

COMMERCIAL COVERS wanted: 37c Flag #P1111, 37c Flag #S4444 with smooth tagging, Egret intense blue bird (with or without #P22222). Doug Iams PO Box 7651 Santa Rosa CA 95407.

PNC USED SINGLES, used strips and MNH PS5s. Great prices! Visit <http://www.angelfire.com/ca5/HimesPNCs> or send SASE for details. John Himes, P.O. Box 453 Cypress, CA 90630-0453.

US STAMINTS MINT- 1960's to present - various values - sold at face value. Please add \$1.00 shipping for orders under \$100.- Thank you. Guy Dennis, 19 Highland Drive, Amherst, NH 03031 email: [jsocute@adelphia.net](mailto:jsocute@adelphia.net)

WANTED: COIL LABELS. Too many holes in my collection! I have many labels to offer in trade but am also prepared to purchase to obtain what I need. Upon your response I will provide my want list. Conrad Keydel, 174 Lenox, Detroit, MI 48215. email: [ckkeydel@ameritech.net](mailto:ckkeydel@ameritech.net)

USED PNC & STRIP price list available for .60 postage. Bob Murrin, P.O. Box 10100, St. Petersburg, FL 33733-0100.

2005 HEBERT'S Plate Number Single Catalogue. Listing and Pricing Mint and Used P# Singles, Zip, Mail Early, Copyright for PNC's, booklets, sheets. Lists \$30.00 Member Special while they last. \$27.50 Postpaid. Jim Ragsdale PO Box 91 Pittsboro, IN 46167-0091

Members are entitled to two free 40-word ads per year. Copy should be sent to the editor. Additional ads are available at a cost of six cents per word per month.

## ADS

FOR TRADE: FOP #2915A 78777 10/10 PV/VP for other needed scarce items. Also have other mint and used strips and singles to trade. Bob Rowe, 5806 twisted Oaks Drive, Sebring, FL 33876-7427. [Browe@tnni.net](mailto:Browe@tnni.net)

WANTED: 1891 Flag #7 cover. Toledo Brown #1; 2904B 1111 9/10; 3228 Bike 333 round; 3271 E&S 1111 round mint, cover or used. 2915A FOP 78777 10/10, 13231A VO mint. 2904A Mountain V333343 round; 2915C 88888 11/12; 66666 12/11; 3208A Diner 22211 round; 3228 Bike 444 used. Robert Thompson. [Rthompson@pncvarieties.com](mailto:Rthompson@pncvarieties.com) or 281-486-1105 x333 day.

## Membership

(Continued from previous page)

### Deceased:

Gerry Adlman (948)  
Jim Tod (1568)  
Jack R. Zimmerman (1761)

### Reinstated:

John L. Larson (769)  
1105 Baytowne Dr. #22  
Champaign, IL 61822  
(217) 352-9622  
[j\\_larson@sisna.com](mailto:j_larson@sisna.com)

### Recap:

Previous membership count	852
New members	7
Reinstated	1
Resignations	0
Deceased	3
New total	857

Issue:	U.S. Flag
Item Number:	780100
Denomination & Type of Issue:	37-cent Definitive
Format:	Self-adhesive Coil of 100 (1 design)
Series:	N/A
Issue Date & City:	June 7, 2002, Washington, DC 20066
Photograph:	Pictor International
Designer:	Terrence W. McCaffrey, USPS, Washington, DC
Engraver:	N/A
Art Director:	Terrence W. McCaffrey, USPS, Washington, DC
Typographer:	Terrence W. McCaffrey, USPS, Washington, DC
Modeler:	Joseph Sheeran
Manufacturing Process:	Offset/Microprint "USA"
Printer:	Ashton Potter (USA) Ltd.
Printed at:	Williamsville, NY
Press Type:	Mueller Martini A76, 27"
Stamps per Coil:	100
Print Quantity:	5 million stamps
Paper Type:	Prephosphored, Type I
Adhesive Type:	Pressure-Sensitive
Processed at:	Ashton Potter (USA) Ltd.
Colors:	Black, Cyan, Magenta, Yellow
Stamp Orientation:	Vertical
Image Area (w x h):	0.73 x 0.84 in./18.542 x 21.336 mm
Overall Size (w x h):	0.87096 x 0.980 in./22.1223 x 24.892 mm
Full Pane Size (w x h):	N/A
Plate Size:	744 stamps per revolution
Plate Numbers:	"P" followed by four (4) single digits
Marginal Markings:	N/A
Catalog Item Number(s):	780143 Reprint U.S. Flag PSA Coil of 100 \$37.00

Philatelic Arts  
Presents the new updated  
**2005-2006**  
**GUIDE TO**  
**COLLECTING**  
**PLATE NUMBER**  
**COIL STAMPS.**

- ≤200+ pages of Updated prices for Mint strips and Used Singles.
- ≤List all PNC stamps and numbers issued through 2004.
- ≤Included for the first time pricing for FDC's.
- ≤Full Size 8½X11" format.
- ≤Spiral bound with clear plastic covers.
- ≤Spaces to mark off holdings.
- ≤New! Xerox color printing technology produces magazine quality printing. If you haven't purchased the Guide in a while, this is the year to do so. Photos are clearer and details easier to see. This page is an example.

≤ Published August 10, 2005

**Pre-order your copy today!**

[www.philatelicarts-pnc.com](http://www.philatelicarts-pnc.com)

[jwj@philatelicarts-pnc.com](mailto:jwj@philatelicarts-pnc.com)

**2005-2006**  
**GUIDE TO COLLECTING**  
**PLATE NUMBER**  
**COIL STAMPS**



**PHILATELIC ARTS**

370 SAW MILL RD. GUILFORD, CT 06437

I would like to order \_\_\_\_\_ copy(ies) of the 2005-06 Guide To Collecting PNC Stamps. Each copy sells for \$57.50 including shipping and handling.

CT. residents must add 6% sales tax to total.

Pre-orders are now being accepted for August 2005 deliver. Publishing date is August 10, 2005 Shipping will begin on the 10<sup>th</sup>. Please allow 2-3 weeks for delivery. All books printed to order and shipped with delivery confirmation.

Please send my book to

NAME \_\_\_\_\_

ADDRESS \_\_\_\_\_

CITY \_\_\_\_\_ ST \_\_\_\_\_ ZIP \_\_\_\_\_

PS. For Pre-orders only. Offer ends Aug 10, 2005.

Use Commemorative stamps on your reply and subtract \$1. Use PNCs and subtract \$2. Maximum \$2 credit for any combination of PNC stamps and commemorative stamps used on the reply envelope.

**Confused**

about all those different collectible Flag Over Porch PNCs? Then this 32 page article in FULL COLOR will clear up the confusion and provide you with what you need to identify the differences between collectible varieties.

Order separately for \$25.00.

Includes spiral binding and clear plastic covers.



Please add this 32 page Flag Over Porch article in full color to my Guide order for an additional \$17.50. SAVE 30%  
**PHILATELIC ARTS IS PLEASED TO MAKE THIS ARTICLE AVAILABLE AGAIN TO NEW CUSTOMERS AND OTHERS WHO MAY NOW WISH TO ORDER**