

Coil Line

Journal of the Plate Number Coil Collectors Club PNC³

<http://www.pnc3.org>

Sept. 1, 2005

Vol. 18, No. 9

Whole Number 205

Frank Covey, President
16 Grandview Drive
Macomb, IL 61455
309-837-5218
president@pnc3.org

Board Members

John Peterson, VP
Tom McFarland Secy.
Andrew Jakes, Treas.

Ken Cherry, At Large
Scott Adams, At Large
Gene Trinks, Past Pres.

Harold A. Brown, Editor
909 Parker St.
Bowling Green, OH 43402-2107
419-352-7900 (halallen@wcnet.org)

Atlas, Rochester Center, New York City



New Atlas plate number
Dan Farrar found a commercial cover with Atlas V22211 on August 11. The return address is American Express Ft. Lauderdale, FL.

Message from the President:

Thoughts from STAMPSHOW

Talking with other plate number coil enthusiasts always is an exciting time for me. At last month's STAMPSHOW in Grand Rapids MI, it seemed that something happened every minute.

First, PNC³ presented Gini Horn, Librarian of the American Philatelic Research Library (APRL) with a copy of the 2005 edition of the PNC³ Catalog of Plate Number Coils. It's our intention to provide APRL with annual updates to our publication. We had a duplicate copy of the PNC³ Catalog at our table for all to review. A picture of the presentation ceremony held at the PNC³ booth can be found at our website, www.pnc3.org.

Jay Bigalke, President of the American Ceremony Program Society, asked me to speak on behalf of PNC³ for the unofficial unveiling of the 2005 American Eagle coil on August 5th. It was a distinct honor for your president and our club as I shared the podium with Nancy Retthouse, Grand Rapids Postmaster, and Lloyd DeVries, Secretary of the American Philatelic Society.

Your PNC³ Board voted to have the annual meeting next year in conjunction with STAMPSHOW in Chicago IL. However, we will also have a special 25th PNC anniversary meeting at Washington 2006 on May 27, 2006. So next year the club will have two national meetings. PNC³ plans to staff a booth all eight days of Washington 2006. If you plan to be at that show, please let our Washington 2006 committee know. We will need lots of help working the booth. Our Washington 2006 Committee will unveil booth plans and PNC³ participation in Washington 2006 in the coming months.

The PNC³ Board voted to keep dues and fees the same for calendar year 2006 making our club a continued bargain for our members. (With postal rates going up and other expenses increasing as well, a dues increase is in our future, but not next year.) The PNC³ renewal form will be on the front of the November *Coil Line*.

(Continued on page 110)

Auction lots must be submitted by Sept. 17

Club Auctioneer Joe Sedivy has called for lots for the next auction. The lots must be in his hands by Sept. 17. A consignment sheet with all of the rules can be found on the back page of this issue of *Coil Line*. The address to which the lots must be mailed is also on the sheet.

Help promote PNCs at Washington 2006

Club members will have several opportunities to help promote plate number coils at Washington 2006 May 27 through June 6, 2006. In addition to the 25th anniversary of PNCs, the club will be staffing a table all days of the show.

Bob Moskowitz, Bob Hubsmith and Ron Loeffler have been hard at work on laying the groundwork. If you plan to attend and can donate a few hours to helping to staff the club booth, now is the time to let them know. The club will be planning a meeting the first day of the show. But help is needed through June 6 when the show closes.

The club will also have a one-frame, non-competitive exhibit. Anyone who is interested in helping or who has material that might enhance the exhibit should contact Ron Loeffler, 111 Mandeville Ave., Pequannock, NJ 07440-1817.

(Continued on page 110)

Thoughts

(Continued from page 109)

Gene Trinks and I gave the seminar entitled "Introduction to Plate Number Coils" twice during the week of STAMPSHOW and had a total attendance of 23 for both sessions. It was fun for us and some new members signed up for PNC³ as a result. We used an LCD projector provided by APS and some of the many images we have scanned for the PNC³ Catalog to present our talk.

—Frank Covey

Washington 2006

(Continued from page 109)

There is also an opportunity for the club to present several talks and slide shows about PNCs. At least one show is being prepared. Anyone who has another related program can contact Loeffler with the details.

We have a great opportunity to publicize our specialty, but we need the cooperation of our members to make it a success.

Notes from the Annual Meeting

Following are some of my notes from Stampshow at Grand Rapids, the Annual Meeting and the board meeting.

* The Grand Rapids Postmaster, Nancy Rentenhouse deserves a big 'thank you' for seeing that large coil rolls were opened for collectors. At the start of the show you had to buy the whole roll. President Frank Covey, and possibly some others who I don't know about, got the policy changed. I hope the sales justified the efforts. I know I picked up a few items.

* About two dozen attended the annual meeting. Not large by some past meetings.

* The Values List of the club is a hot commodity. More than 550 have been sold, including nearly 100 to nonmembers. About 100 of each of the Catalog sections has been sold. The club is covering its expenses.

* Brian Engler Sr. was the lone dealer specializing in PNCs. He donated several door prizes, along with Conrad Keydel and Frank Covey. If I missed anyone, let me know.

* Scott Adams continues to find varieties on the Sennett Flags, including 8 versions on the S4444.

* Paypal won't be used for paying dues and other club items. It's too expensive for the relatively small amounts of money involved on club transactions.

* The club Web site should reach 200,000 "hits" by the end of the year.

* The need for volunteers at Washington 2006, May 27 through June 3, 2006 was discussed. Information about volunteering can be found on page 109. Ideally, any member who attends the show will be able to volunteer a couple of hours to sit at the club table. Others can help by providing ideas or material for the club's one-frame exhibit, or possibly volunteering to give or help give a program on Plate Number Coils.

— Harold Brown

Stamps, Stores and the Egret

Last month's stamp odyssey by Ron Maifeld was interesting and great reading. His efforts to find the P44444 and P55555 Snowy Egret certainly gave the rest of us a big boost in our search. The discovery that these stamps were in retail stores rather than the Post Office was a big help.

Some investigating reveals just how this is happening, and to understand how it operates requires a look at what has happened in the security printing business over the past few years.

It seems that Sennett Security Products has been playing corporate cookie monster and has eaten up a large share of the security printing companies. American Bank Note Company is a subsidiary of International Bank Note, which Sennett bought from a French printing firm several years ago. Last year Sennett purchased Banknote Corporation of America outright, and it owns American Packaging as well. J. W. Fergusson and Guilford Gravure seem to be the only subcontractors left.

For some time now ABNC (actually Sennett) has owned a contract with the Postal Service to supply postage stamps to grocery and drug stores throughout the country. The company's distribution center is located in Tennessee and handles both booklets and coils. The stores make no profit on the sale of stamps, providing only a customer service and gaining good will. There has to be a profit here for ABNC so we might surmise that the stamps are being sold to ABNC at a discount. If that's not the case, then USPS is paying a contract fee to ABNC to perform the distribution service.

After Ron's revelation that the Egret was to be found in grocery stores, I made several trips to all local outlets of three grocery store chains and one chain drug store in northern New England. A forth major NE grocery chain is not present in New Hampshire. Only one had coils not purchased directly from a post office and that was Shaw's Supermarkets. One chain has USPS serviced stamp vending machines. All three Shaw's I visited confirmed the Tennessee connection and had many Egret rolls, but disappointingly only P44444 was available. But read later about P55555. Shaw's also has the same habit as Kroger's in its treatment of an opened roll. The roll is folded every five stamps and clipped, making its strips uncollectible, but the open roll does give a clue to what number is in the unopened rolls. I encourage the hunters to check their local stores, because this "stamps as groceries" is nationwide. What else can we find there?

We know that Ashton Potter's first three Egret plate numbers, P11111, P22222 and P33333, were printed by J. W. Fergusson & Sons and there is no reason to believe the company switched printers for P44444 and P55555. AP certainly would not subcontract to a competitor such as ABNC (Sennett), so it's a safe bet P44444 and P55555 are Fergusson's work too.

A very recent message from Ric Levett at the Providence Post Office now tells us there's no cause for alarm about the scarcity of P55555 because its distribution is not only to stores through ABNC. Providence Internet Stamps Sales has that number in stock.

--- Alan Thomson

Reporting the Rarities

by Gene Trinks (9/05)

Once again this month, I have had only a couple of new reports to share with you. These reports are for only two of the issues in this survey, the Atlas V12111 and the Diner 22111. All were either used singles or covers. No new mint reports.

The current count stands at:

PNC Issue	PNC ID	Scott No.	Mint*	Used	On Cover
(5¢) Avery Mountain V333342 13L/12R die	1996-10.211	2904A	0	17	3
V333343 round corner die	1996-10.211	2904A	0	3	-
(5¢) BEP Mountain #1111 9/10 die	1997-1.22	2904B	2 + 2	12	2
(10¢) Green Bike #333 round shoulder die	1998-4.21	3228	1	2	2
#444 square shoulder die	1998-4.22	3228	0	19	2
(10¢) Eagle & Shield STD #11111 round shoulder die	1998-15.21	3271	3 + 1	10	4
(10¢) Atlas #V12111	2003-9	3770	0	12	4
(25¢) Diner #22211 round shoulder die	1998-7.21	3208A	0	47	7

* In MINT column, first number is known ps/5s and second number is known mint singles
(See January 2005 issue for illustrations of the round and square corner and shoulder die varieties)

I'm still looking for reports on how members who have made trades or transactions for these rare varieties have valued them. The input I get will help establish the prices in the next Values List. Reports should come to me at gctrinks@sprynet.com or 3603 Bellows Ct., Troy, MI 48083.

While at the Annual Meeting, I had a nice conversation with a member who reminded me that it is very risky to start assigning values to issues that are still current. We also discussed the difficulty locating some of the Egret plate numbers. I told him that I have not considered tracking them as part of this survey because they might show up at any time. The same is true for the (10¢) Atlas listed above.

Another member mentioned that he offered a mint strip of the (10¢) Eagle & Shield in a club auction and that it sold at what I consider an artificially low price. My speculation is that members are not looking carefully at auction descriptions. That is certainly true in my case (I'm kicking myself). The alternate theory holds that very few members are concerned with the die varieties, and therefore place little premium on them. What do you think? I'd be interested to learn from members if they seek all die cut varieties, or are content to have the common ones. E-mail me at the above address to give your opinion.

Next month I'll be updating the Flag Over Porch section of the table as well. Meanwhile, keep looking for those elusive ones listed in the July issue, and send a 200% enlargement if you find one.

Philatelic Arts
Presents the new updated
2005-2006
GUIDE TO
COLLECTING
PLATE NUMBER
COIL STAMPS.

≤200+ pages of Updated prices for Mint strips and Used Singles.

≤List all PNC stamps and numbers issued through 2004.

≤Included for the first time pricing for FDC's.

≤Full Size 8½X11" format.

≤Spiral bound with clear plastic covers.

≤Spaces to mark off holdings.

≤New! Xerox color printing technology produces magazine quality printing. If you haven't purchased the Guide in a while, this is the year to do so. Photos are clearer and details easier to see. This page is an example.


≤ Published August 10, 2005

Pre-order your copy today!

www.philatellicarts-pnc.com

jwj@philatellicarts-pnc.com

2005-2006
GUIDE TO COLLECTING
PLATE NUMBER
COIL STAMPS



CONTENTS
INTRODUCTION AND LISTINGS
PLATE NUMBER COIL STAMPS
PLATE NUMBER COIL STAMPS
PLATE NUMBER COIL STAMPS

PHILATELIC ARTS

370 SAW MILL RD. GUILFORD, CT 06437

I would like to order _____ copy(ies) of the 2005-06 Guide To Collecting PNC Stamps. Each copy sells for \$57.50 including shipping and handling.

CT. residents must add 6% sales tax to total.

Pre-orders are now being accepted for August 2005 deliver.
Publishing date is August 10, 2005 Shipping will begin on the 10th.
Please allow 2-3 weeks for delivery. All books printed to order and shipped with delivery confirmation.
Please send my book to

NAME _____

ADDRESS _____

CITY _____ ST _____ ZIP _____

PS. For Pre-orders only. Offer ends Aug 10, 2005.

★ Use Commemorative stamps on your reply and subtract \$1. Use PNCs and subtract \$2. Maximum \$2 credit for any combination of PNC stamps and commemorative stamps used on the reply envelope.

Confused

about all those different collectible Flag Over Porch PNCs? Then this 32 page article in FULL COLOR will clear up the confusion and provide you with what you need to identify the differences between collectible varieties.

Order separately for \$25.00.

Includes spiral binding and clear plastic covers.



Please add this 32 page Flag Over Porch article in full color to my Guide order for an additional \$17.50. **SAVE 30%**
PHILATELIC ARTS IS PLEASED TO MAKE THIS ARTICLE AVAILABLE AGAIN TO NEW CUSTOMERS AND OTHERS WHO MAY NOW WISH TO ORDER

CURRENT ISSUE NUMBERS & ROLL SIZES

08/10/05 AHT

KEY: A-100, B-500, C-3000, D-10000
 EP - EMBEDDED PHOS UT - UNTAGGED
 SP - SURFACE PHOS [xx] - NUMBER INTERVAL
 BK - BLOCK TAG (NL) - LINERLESS
 OA - OVERALL TAG *NEW NUMBER

Plate number intervals are shown in brackets following the stamp name. If more than one is indicated, the order is that in which the different printer's plate numbers are listed.
 Example: G. Washington: [12] for BCA, [11] for Avery.

PRINTER PLATE NUMBER PREFIX LETTERS:

A - American Bank Note	P - Ashton-Potter
B - Banknote Corp. of Am.	S - Bennett Security Prod.
G - Guilford Gravure	V - Avery-Dennison
M - 3M	None - BEP

37c FLAG [14]

#S1111 A, C, D
 #S1111 C (lum red ink)

37c FLAG (SA) [20] [20]

#B1111 C, D
 #S1111 C, D

37c F (SA) [24] [12] [14] [31]

#1111 A
 #2222 A
 #3333 A
 #4444 A
 #5555 A
 #6666 A
 #7777 A
 #8888 A
 #9999 A
 #1111A A
 #2222A A
 #3333A A
 #4444A A
 #5555A A
 #6666A A
 #B1111 A
 #S1111 A
 #S2222 A
 #S3333 A
 #S3333 A (lum red ink)
 #S4444 A
 #P1111 A

37c EGRET (SA) [11] [31]

#V1111 A
 #V2111 A
 #V2121* A
 #V3211 A
 #V3212 A
 #V3221 A
 #V3222 A
 #P11111 A
 #P22222 A
 #P33333 A
 #P44444 A
 #P55555 A

37c TOYS (SA) [12]

#B11111 A
 #B12222 A

1c KESTREL [24]

#1111 B, C (TYPE I)
 #1111 B (TYPE II)
 #1111 C (TYPE III)
 #2222 C
 #3333 C
 #4444 C

1c LAMP [14]

#S11111 C

2c WOODPECKER [24]

#11111 C, D
 #22222 D

3c STAR [14]

#S1111 D

5c TOLEWARE [14]

#S1111111 D

23c G. W. (SA) [12] [11]

#B11 A
 #V11 A
 #V13 A
 #V21 A
 #V22 A
 #V24 A
 #V35 A
 #V36 A
 #V45 A
 #V46 A

(5c) SEA (SA) [20][22][20]

#B111 D
 #P1111 D
 #P2222 C, D [27]
 #P3333 D [27]
 #P4444 D [27]
 #S1111 D

(5c) SEACOAST [10] [14]

#B111 B, D
 #S1111 C, D

(10c) ATLAS (SA) [20] [10]

#B1111 D
 #V11111 D
 #V11222 D
 #V12111 ?
 #V12222 C, D
 #V21111 D
 #V21211 C, D
 #V22111 D
 #V22222 D

(10c) LION (SA) [21]

#S11111 D
 #S22222 D
 #S33333 D
 #S44444 D
 #S55555 D [20]
 #S66666* D
 #S77777 D

(10c) LION [14]

#S11111 B, C

(10c) E&S STD [24]

#11111 D
 #22222 D

(10c) E&S STD (SA) [21]

#11111 C, D
 #22222 D
 #33333 D

(15c) WOODY (SA) [21]

#S11111 D

(25c) DINER [14]

#S11111 D

(25c) DINER (SA) [21]

#11111 D
 #22211 C, D
 #22222 C, D
 #33333 D
 #44444 D
 #55555 D

(25c) EAGLE (SA) [20]

#S1111111 D
 #S2222222 D
 #S3333333 D

(25c) EAGLE [10]

#S1111111 C

37c OFFICIAL [14]

#S111 A

Sennett's SA Lion S55555 was printed with a different size cylinder than the other plate numbers. Consequently the plate number interval changed from 21 to 20.

Ashton Potter's SA Seacoast P2222 was die cut with two different mats. One is serpentine cut on all four sides while the other has serpentine cuts on the sides and straight cuts on top and bottom.

● In printing the SA Seacoast with cylinders P2222, P3333 and P4444 Ashton Potter changed the cylinder size from that used to print P1111. Consequently the plate number intervals changed from 22 to 27. P3333 & P4444 have small date and color laydown BCMY.

■ The Kestrels differ in the order of color laydown. Colors are black, yellow, cyan and magenta. Type I sequence is BYCM. Type II is BCYM. Type III is YMCB. The color order shows in the plate number.

Catalog Corner




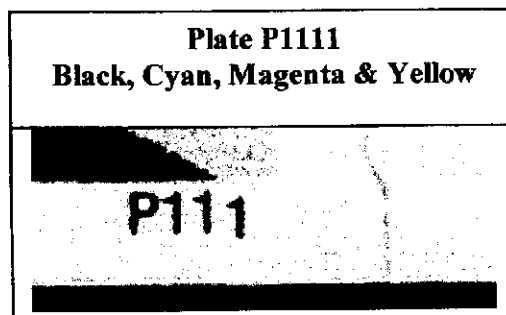
In late June 2005, the eighth Flag Waving coil (PNC ID 2005-2) was announced and shortly thereafter was available from Philatelic Fulfillment Services in Kansas City. The new coil can be distinguished from predecessors by the 2005 year date found in the lower left corner.



37c Flag Waving (AP) (SA)
PNC ID 2005-2



This new flag printing from Ashton Potter (USA) Ltd. resembles in many ways the Ashton Potter Snowy Egret coil (PNC ID 2004-2). The die cutting on 2005-2 matches the single tie variety found on plates P33333 through P55555 of the Snowy Egret. Both have a paper wrapper (shown below) that seals the coil and both are sold as individually shrink-wrapped items. Seam lines are found on some coils, one stamp left of the plate numbered stamp. The plate number on the new coil is P1111 occurring at 31 stamp intervals.

Another similarity is the micro printing found on both. The new 37c Flag has "USA" micro printed in black toward the bottom of the fold in the top red stripe. An enlarged image of the "USA" micro printing is shown at the left.



Snowy Egret P22222 Die Cut Varieties

By Frank Covey



The image above labeled “multiple tie variety” has a tie (small piece of uncut paper) at every peak and every valley along the die cut between a stamp and the one next to it. It’s believed that all the Snowy Egrets with plate P11111 used this same multiple tie die cutting mat. However, sometime during the production of plate P22222, the die cutting mat was switched to one that only used a single tie between stamps.

Observe the illustration above labeled “single tie variety”. A black arrow points to the peak that has the single tie along the die cut. Snowy Egret plates P33333, P44444, and P55555 use the single tie die cutting mat exclusively. On the single tie variety, the tie can be found anywhere along the die cut. The tie is also not at the same location between every stamp on a roll. I have found the single tie always on a peak and never in a valley.

In my area of Illinois, I have only found the P22222 single tie variety. But thanks to Rob Loeffler of the PNC3 Washington 2006 Committee who sent me a sample of the multiple tie P22222, the Catalog Committee now knows there are two different die cut styles on Snowy Egret P22222. Please look at the P22222 Egrets you have and let Coil Line know which die cut variety you have and where you found it. Until reports come in, it won’t be known which of the two die cut styles is the more common. You also may send your report via e-mail to catalog@pnc3.org.

Flag Over Porch Die & Incision Style Survey

In the box to the right, there is a chart showing various die and incision style varieties that are found on the Flag Over Porch self-adhesive coils produced by the Bureau of Engraving and Printing in coils of 100 (PNC ID 1996-8, Scott #s 2915A and 2915C).

The boxes that are shaded represent those die/incision style combinations known to me at this time.

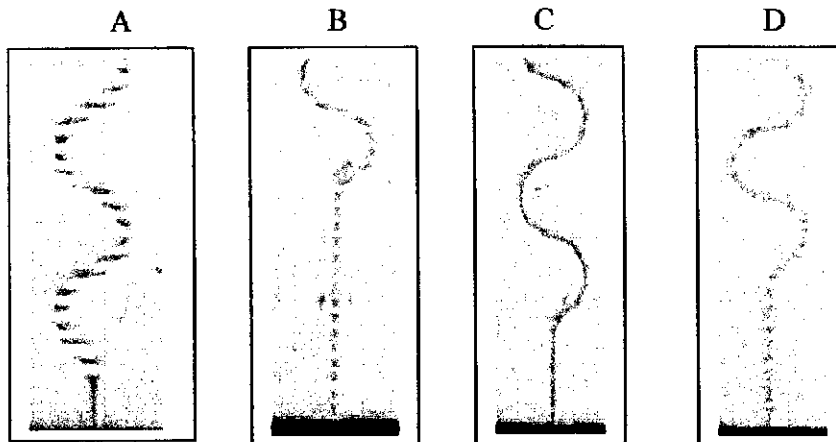
I need to be sure that all known die/incision combinations are included on this chart before it is reported in the forthcoming catalog section on flags. I will appreciate it if members would check over their collections and accumulations and advise me of any additional varieties that they can locate.

Report any additions to me at:
 Gene Trinks
 3603 Bellows Ct.
 Troy, MI 48083 or
gctrinks@sprynet.com

I appreciate your assistance in this important project and thank you in advance for your help.


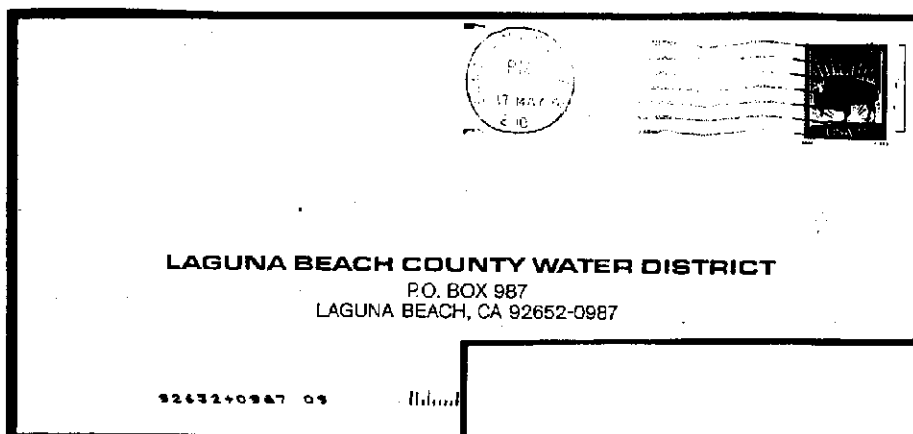
		FLAG OVER PORCH DIE CUT and INCISION STYLE VARIETIES																											
		1996-8.211 10/10 PV/VP				1996-8.212 10/10 VP/PV				1996-8.231 11/10 PP/W				1996-8.221 10/11 W/PP				1996-8.252 11/12 W/PP				1996-8.251 12/11 PP/W				1996-8.262 12/12 VP/PV			
Plate No.		A	B	C	D	A	B	C	D	A	B	C	D	A	B	C	D	A	B	C	D	A	B	C	D	A	B	C	D
		11111		■	■	■																							
22222		■	■	■																									
23222		■	■	■																									
33333		■	■	■																									
44444		■	■	■																									
45444		■	■	■																									
55555		■	■	■																									
66666																													
78777																													
87888																													
87898		■	■	■																									
88888		■	■	■																									
88898		■	■	■																									
89878																													
89888																													
89898		■	■	■																									
89899		■	■	■																									
97898																													
99899																													
99999		■	■	■																									
11111A		■	■	■																									
13211A		■	■	■																									
13231A		■	■	■																									
13311A		■	■	■																									
22222A		■	■	■																									
33333A		■	■	■																									
44444A		■	■	■																									
55555A		■	■	■																									
66666A		■	■	■																									
77777A		■	■	■																									
78777A		■	■	■																									
88888A		■	■	■																									
88888A (tr)		■	■	■																									

For members needing a refresher on the different incision styles used by the Bureau during this production period, here is an illustration to identify the four styles.



COVER OF THE MONTH

Quite A Coincidence!



Two covers, both underpaid, both using 21¢ Bisson #V11111 PNCs, both to the same addresses, and both with 5/17/02 Santa Ana, CA machine cancellations. (Covers courtesy of Dan Kauffman.) (If you have an interesting, out of the ordinary, unusual, or scarce PNC cover for Cover of the Month, please send a photocopy of your cover against a black background to Rob Washburn, P.O. Box 840, Skowhegan, Maine 04976.)

Untagged error data trickles in from members

Jim Nelson reports that a few members have answered his appeal for data on untagged errors. The information is being compiled for the purpose of including it with the Values List.

Untagged errors have been reported on:

- 1891c 18c Flag # 2 ; 1895c
- 20c Flag # 3, 4, 8, 9, 10 # 9; # 10 on "Hi-Brite" paper.
- 1897_ 1c Omnibus # 3, 4 1897; 2c Locomotive # 8, 10; 1898Ae 4c Stagecoach # 3, 4; 1899b 5c Motorcycle # 1, 2; 1906_ 17c Electric Auto # 1; 2132c 12c Stanley Steamer # 1, 2; 2136c 25c Bread Wagon # 1, 2, 4; 2260b 15c Tugboat # 2
- 2005b 20c Consumer Ed # 3, 4
- 2112c 22c "D" # 1
- 2115e 22c Flag # 1, 7, 16, 20
- 2149d 18c Geo. Wash. # 3333
- 2279_ 25c "E" # 1111
- 2280d 25c Flag Yosemite # 8
- 2281h 25c Honeybee # 1, 2
- 2529b 19c Fishing Boat # A5555

Jim Nelson PNC's, 5649 E 100 N, Kendallville, IN. 46755-9670 260-897-3975 260-897-3818 FAX
jnelsonpncs@rexnet.net

Flag Over Porch?

Time to get started in this hot collecting area!


Todd R. Uebele Sr. & *RJI Philatelics* present the new

USA FLAG OVER PORCH Specialized Album series



All albums are loaded with standard features including 8-1/2" x 11" bright-white acid-free 65# card stock, one-sided page printing, check-list, places for every known variety of Flag Over Porch stamps with detailed descriptions plus extra spaces for yet-to-be found varieties.

Part I – Singles – more than 250 varieties on 20 pages
Part II – Coils (strips of 5) – more than 150 varieties on 38 pages
Part III – Booklets – more than 25 varieties (available in September, 2005)



Pricing & Ordering Information

Part I (Singles), including pages, binder, pre-cut (black) mounts	\$42.95
Part I (Singles), including pages and binder (without mounts)	\$29.95
Part I (Singles), pages only	\$22.95
Part II (Coils), pages only	\$22.95
Part III (Booklets), pages only (available September 2005)	\$24.95
Binder only (1" black binder with color photo cover and inside pockets)	\$14.95

RJI Philatelics

3105 Chamber Drive
Monroe, NC 28110-0439

Tel: 1-704-291-9774; Toll-Free 1-866-754-7826
Email: rjphilatelics@aol.com; FAX: 1-704-298-9097

Membership

Names of applicants are published for members to review. Any member who questions the suitability of a prospective member should contact the chairperson of the Membership Committee, Janet Gillis, 6 Robb Hollow Rd., Pittsburgh PA 15243-1718 with the objection. The committee will recommend for or against membership.

New applicants:

Victoria Giblin (1888)
109 Duhe Dr.
Hahnville, LA 70057-2060
(504) 427-6352 (Day)
(985) 783-6502 (Evening)
vgiblin@cox.net

Ronald F. Bergstrom (1889)
1220 Los Rios Dr.
Carmichael, CA 95608-6127
(916) 483-6280 (Day & Evening)
ronaldbergstrom@hotmail.com

J. Richard Fehler (1890)
319 West 108th St.
New York, NY 10025
(212) 222-5001 (Day & Evening)
rfehler@concentric.net

John Mahoney (1892)
88 Sherwood Valley Ln. #155
Coventry, RI 02816-6907
(401) 397-6688 (Day & Evening)

Richard Kouba (1893)
P O Box 4522, J6300AUPE
Houston, TX 77210
(281) 703-3995 (Day)
rlkouba@hotmail.com

Donald G. Vorhis (1894)
1930 Camelia Cir.
Midlothian, VA 23112-4177
(804) 744-8856 (Day & Evening)

Changes of address:

Eric Russow (2-L)
511 North Ave.
Hartland, WI 53029-1317
ekrussow@gmail.com

Janet M. Gillis (691-L)
2485 Falmouth Rd.
Fairlawn, OH 44333-4045

Richard Leher (1516)
246 S. Medio Drive
Los Angeles, CA 90049

Paul W. Needle (1678)
Highlands - Unit #214
2001 Falls Boulevard
Quincy, Ma. 02169
(617) 481-1839
pwnneedle@gmail.com
(Continued on next page)

PNC³ meetings and slide shows

A listing of scheduled Regional and Annual Meetings will be published in *Coil Line*.

Regional Meetings are to be arranged through RMC Chairperson Tony Willson who will coordinate PNC³ meetings and also supervise the PNC³ slide programs. Anyone who wishes to host a regional meeting or check out one of the slide programs can write to Willson at: 1041 Bradcliff Dr, Santa Ana CA 92705-2334. He can be reached by e-mail at: **ANTHONY.WILLSON@WORLDNET.ATT.NET** or by phone at (714) 544-6799.

Saturday, Oct. 8. -SESCAL - The meeting will take place between noon and 2 p.m. SESCAL will take place in Los Angeles CA, October 7-9 at the Radisson Hotel at LAX airport, 6225 W. Century Blvd. For information call Jack Wasserman at (323) 874-5702

Saturday, Feb. 4, 2006 — Sarasota National Stamp Exhibition at 10 a.m. in the north balcony of the City of Sarasota Municipal Auditorium, located at 801 North Tamiami Trail, Sarasota FL.

May 2006 — Washington 2006, May 27-June 3, Washington, D.C. PNC³ will celebrate the 25th anniversary of Plate Number Coils. Details to be announced. Volunteers needed to staff club table all eight days of the show.

August 2006 — Stampshow will be held in Chicago. Details later.

COIL LINE

Published monthly as the journal of the Plate Number Coil Collectors Club, also known as PNC³. Copy must be in the hands of the editor no later than the 15th of the month. The August issue was mailed July 22.

President: Frank Covey, 16 Grandview Dr., Macomb, IL 61455
president@pnc3.org

Distribution: Alan Thomson, P.O. Box 91, Northwood, NH 03261 or snips@verizon.net Mailed under Bulk Rate permit No. 1, Northwood, NH 03261. Contact Alan first about which back issues he has in stock. He may refer you to Charles Still at 23913 Benton Road, Kirksville, MO MO 63501 for older issues. Please include an SASE. There is a modest charge to cover expenses.

Changes of address: Should be sent to and membership applications are available from Tom McFarland, Secretary, P.O. Box 756, Princeton Jct., NJ 08550 secretary@pnc3.org

Mailing list: Rental of the club mailing list is available. A one-time usage of labels costs \$50. Contact the secretary (above).

Dues: Are \$12 per year (\$17 for First Class mailing of *Coil Line*, \$17 for Canada and Mexico and \$22 for all others) and should be sent to Andrew Jakes, 2303 Horseshoe Ct., Grayslake, IL 60030-9327 treasurer@pnc3.org

Advertising rates: Are \$42 for a full page, \$24 for 1/2 page and \$12 for 1/4 page per issue. A check or money order made payable to PNC³ must be submitted with the advertising copy. All copy should be sent to the Editor, 909 Parker St., Bowling Green, OH 43402-2107.
E-mail - halallen@wcnet.org

Members are entitled to two free, 40-word ads per year. Word ads are available at 6 cents per word per issue to nonmembers and those members who have used their free ads.

Ads

US STAMPS MINT — 1960's to present - various values - sold at face value. Please add \$1.00 shipping for orders under \$100.- Thank you. Guy Dennis, 19 Highland Drive, Amherst, NH 03031 email: jsocute@adelphia.net

RARE 3¢ F.O.P. AND OTHERS- all used singles: 88898 10X11, 88898 10X10, 89899 10X10, 99899 11X10, 87888 11X10, 99899 10X10, 89888 11X10, 13211A-PV, 77777A-V/P, 9.3¢ Mail Wagon #8, email rhayes@hayesmarketing.com for scans and discuss prices or call 608-325-4929 after 5PM.

SELLING OUT - BEST OFFER(S):

- Full rolls of coils (100) #s O135 and 2115B - three # 2005 w PL#s 3 and 4 (strips of 5) - many others and a few earlier line pairs - many FDCs, 12 w Pl#s, no cachets
- E-mail — BUSHSAN@AOL.com

WANTED TO BUY OR TRADE

PNC Used or Mint any size:
US1891 18¢ Flag 6 ; US2890 32¢ G Rate A4435; US2602 10¢ E&S A32333. Michael B Lipson, 19365 Cypress Ridge TER APT 612, Lansdowne VA 20176-5161

PNC USED SINGLES, used strips and MNH PS5s. Great prices! Visit <http://www.angelfire.com/ca5/HimesPNCs> or send SASE for details. John Himes, P.O. Box 453 Cypress, CA 90630-0453.

US STAMENTS MINT- 1960's to present - various values - sold at face value. Please add \$1.00 shipping for orders under \$100.- Thank you. Guy Dennis, 19 Highland Drive, Amherst, NH 03031 email: jsocute@adelphia.net

USED PNC & STRIP price list available for .60 postage. Bob Murrin, P.O. Box 10100, St. Petersburg, FL 33733-0100.

WANTED: Used, machine canceled, BEP vending booklet (32c Yellow Rose, 32c Statue of Liberty; 33c Flag Over City, 34c Statue of Liberty, 34c Orange, abd 34c Love). Quantities needed. Write with description of what you have for sale and asking price. Bruce Menia, 136 Willlow St., Guilderland, NY 12084 or email bmenia@nycap.rr.com

Membership

(Continued from previous page)

Deceased:

Richard Henderson (1173)

Recap:

Previous membership count	857
New members	6
Reinstated	0
Resignations	0
Deceased	1
New total	862

Flag over Porch stamp spurs specialized album

By Todd R. Uebele, Sr.

The US Flag first appeared on postage stamps in 1869 with the "Eagle and Shield" Stamp, Scott #121 & 131. Many Flag other stamps have appeared over the years.

From 1960 through 1995, the USPS issued several "Flag Over . . ." stamps in both commemorative and definitive formats. In 1995, after the "G" Flags, USPS issued the newly designed "Flag Over Porch" series

April 18, 1995 brought the first of many formats of the FOP. The first FOP issue was in the form of a convertible booklet, Scott #2920c. This was quickly replaced by a larger date version, now Scott #2920a. A S/A coil version in a roll of 10,000 was issued at the same time, Scott #2915.

May 19, 1995, brought the first sheet stamp issued in a pane of 100, Scott #2897. A makeshift booklet of 15 of these stamps was manufactured by MDI. The official version of the booklet stamp by the USPS, Scott #2916, followed. Then came the gummed version of the coil Scott #2913 issued in rolls of 100, 500, and 3000. With a greater demand from mass mailers, USPS was forced to produce a roll of 10,000. This was to become the Scott #2914. More S/A booklets were issued on January 20, 1996, Scott #2920D, followed by Scott #2921. This was reprinted on January 24, 1997 with a 1997 year date.

May 21, 1996 brought out the main coil issue, Scott #2915A. This issue became the workhorse of the USPS for the next two years, with several billion printed. This coil excited many coil collectors because of the numerous varieties, which included die cuts, plate numbers, errors, etc. Then on March 14, 1997 an experimental linerless coil issue, rolls of 100, Scott #3133. This was the last of the FOP series. The 2920a CB was reprinted in 1998, but kept the 1995 year date on the stamp.

The Flag Over Porch series became an immediate hit with coil collectors, with several articles appearing in *Linn's* and PNC3's *Coil Line*. The reason that the United States Flag Over Porch stamp is unique is because of the numerous varieties of this single stamp. There are more than 250 different collectable varieties.

In February 2005 Todd R. Uebele, Sr. and RJI Philatelics had a meeting to discuss publishing a reference book on the Flag Over Porch Stamp. In the discussions the subject of an album came up. Was now the right time to develop and publish a Flag Over Porch Specialty Album. A first draft was made up and shared with several dealers and individuals. It was decided that a three part series should be published. The Flag Over Porch Albums were born.

Part I is for singles, Part II is for coil strips of five, and Part III is for booklets and booklet panes. Part I was released in May 2005. It was very well received by both dealers and individuals. A couple were successfully sold on Ebay at the retail price. Part II was released in July 2005 at the CHARPEX stamp show in Charlotte, NC. Several copies were sold to dealers, which were in turn sold to individuals at dealer tables. Part III is in the works and will be released sometime in late fall of 2005.

Attach lot here

Plate Number Coil Collectors Club Consignment Sheet
Photocopy this page. A separate sheet is required for each lot.

Check with PNC3auctions@aol.com for submission deadline

Please Note: There is a 50-cent charge per lot.

- 1) Use a separate consignment sheet for each lot.
- 2) Keep this entire page intact and attach lots in a glassine with tape to the top half (do not use staples). I understand that this may not be possible for longer strips.
- 3) LIMIT YOUR CONSIGNMENTS TO 25 LOTS.
- 4) As I still find that there is no totally acceptable definition of a commercial cover, all covers will be listed as First Day Covers or Other Covers. There will be no exceptions.
- 5) If you do not state a minimum bid, your lot(s) will go to the highest bidder regardless of the price(s) realized.
- 6) Do not enter anything under Lot # on the consignment sheets.
- 7) Bidding increments are: \$0.00 to \$4.75/25c \$5.00 to \$9.50/ 50c \$10 to \$49.75/\$1 \$50 to \$97.50/\$2.50
\$100 to \$495/\$5 \$500+/\$10

OWNER IDENTIFICATION

Name _____ PNC³ number _____

Address _____

_____ State _____ Zip _____

Phone _____

Lot#	Scott#	Description of material	Minimum Bid (see rules above)
------	--------	-------------------------	-------------------------------

It is assumed that all mint material is never hinged, with undisturbed gum, sound perfs, etc. If otherwise, please note under faults. Used materials are assumed to be unhinged with sound perfs, etc., if otherwise, please note under faults.

For COTTRELL issues please grade both design centering and line centering.
Centering-Overall for non-Cottrell issues or Cottrell designs (see grading notes)
(Circle one)

Ave F F/VF VF XF S

Centering (line) Cottrell issues only (circle one)

Ave F F/VF VF XF S

Faults (describe below)

Buyer # _____ Hammer price _____

SEND TO: PNC³ Auctions c/o Joe Sedivy, P.O. Box 410602, Chicago, IL 60641

E-mail: PNC3auctions@aol.com