



# Coil Line

Journal of the Plate Number Coil Collectors Club PNC<sup>3</sup>

<http://www.pnc3.org>

Sept. 1, 2006

Vol. 19, No.

Whole Number 217

**Ron Maifeld, President**  
P. O. Box 54622  
Cincinnati OH 45254-0622  
513-231-4208  
[ron.maifeld@pnc3.org](mailto:ron.maifeld@pnc3.org)

#### Board Members

Thomas McFarland VP	Andrew Jakes, At Large
Daniel Farrar Secy.	Edward Wigger, At Large
Harvey Wales Treas.	Frank Covey, Past Pres.

**Harold A. Brown, Editor**  
909 Parker St.  
Bowling Green, OH 43402-2107  
419-352-7900 [halallen@wcnet.org](mailto:halallen@wcnet.org)

*Message from the Outgoing President:*

## Stamp Distribution

While attending Washington 2006 during the last week in May and the first week in June, I got a chance to visit with representatives of Avery Dennison about stamp distribution. Some of the Avery products such as the 10c Atlas (2003-9) and the 37c Snowy Egret (2003-8) have been difficult to find.

Avery gets orders to print millions or billions of stamps of a given issue from the United States Postal Service (USPS). Once printed, the stamps go to Avery's storage and wait until they get a request from USPS to ship part of the order. Avery called these partial shipments a wave.

Sometimes shipments in a wave will go to Stamp Distribution Offices (SDOs) around the country. There are more than 100 SDOs. At other times the wave will go to an Accountable Paper Depository (APD). There are eight of these, one being the cave in Kansas City.

Avery packages their flag coils in bubble packs. The bubble packs are attached to each other in flats of 50. These flats are then put in a standard size box called a case that holds multiple flats. Avery ships to the SDOs only in full cases. A given SDO may receive one case or many cases depending on their needs. Avery puts the mailing labels and registry stickers (required for registered mail) on each case. When the wave is all ready, USPS sends a semi-truck to pickup the shipment. It is then driven to a post office and put in the mail stream.

Individual post offices get their stamps via registered mail from the SDOs. SDOs repackage the stamps they have to meet the needs of an individual post office. Normally new orders are shipped to a given post office about the same time each month. This allows the SDOs to even out the shipping they must do each month.

SDOs can also get stamps from APDs if there is no current wave being shipped from a private printer. Even though I gathered the above information from Avery, I assume that the other two private printers (Sennett Security Products and Ashton Potter) follow similar procedures.

(Continued on page 108)

*Message from the New President:*

## An Introduction . . .

But first, I'd like to thank everyone who voted in the recent PNC3 election, and I'm really pleased by the overwhelming acceptance that I received from those who cast a ballot, which was close to a quarter of our membership. I'll try my darndest to make you proud of me. Thanks also to outgoing president Frank Covey for the yeoman job he did these past four years.

I plan on being at all the APS shows during my term of office and would love to meet everyone who is a member.

I've noticed over the years, in this organization, and others of which I have been a member, that there are members with a wide variety of occupations, collecting interests, family situations, commitment and energy levels. With this thought in mind, I'm going to devote my first column as your new president to a mini autobiography about me, and hope it does not come off as an ego trip. I hope that a few members will read the whole article and come away with a better understanding of who I am, what my other interests are and where we might have common ground, and how I came to be in this position. I tend to ramble, but will try to keep things in a somewhat chronological order.

I was born Ronald Edwin Maifeld (pronounced MY FELD, but I will answer to MAY FIELD), on August 29, 1939, in Cincinnati, Ohio. That makes me a senior citizen, with the right to claim senior moments now and then. To save you the math, I'm now at the ripe old age of 67. I prefer to be called RON.

My early formative years were spent at St. Leo grade school in the Cincy neighborhood of North Fairmount, which just happened to be located near the end of the John Street street car line, which I enjoyed riding to town now and then. In 1951 we moved and I attended St. Catherine school in Westwood for grades 7 and 8. I graduated in 1953 and then spent 4 years at the all male Elder High School in Price Hill. I'm reminded of the country-western song - The Class of 57. Our 50th reunion is coming up next year.

(Continued on page 100)

## Introduction

(Continued from page 99)

While still in grade school, my siblings and I (5 of us, a full house - 3 Kings and Two Queens) published a weekly mimeographed neighborhood newspaper with a distribution of almost 300 copies and ad revenues of a staggering 6 or 7 dollars a week.

My high school days were filled with extra-curricular activities. I worked in the school cafeteria as a tray washer and dryer, and served in my senior year as a VIG - short for Vigilante, charged with trying to keep order, which rarely became a problem. One of the expressions that I most remember as students were leaving the building was GeetGet?, which translated reads - Did You Eat Yet?

As far as I know, I was the only student who received a "Band Letter" for all four years and I did not play a musical instrument. My band letter came from the fact that I was part of the half-time skits at the football games each fall, while the team was playing at home and on the road.

While they were very important to me, I wrote for and co-edited the school newspaper, The Purple Quill, and served as Editor of the school annual, The Elderado, but even more fun was being editor of the Underground School Newspaper, which lasted for two years until it was shut down by school officials. As I remember, the last issue was published the week before my graduation - that worked out well! One of the neat articles that I remember, and one for which I won a writing award, was about a week long visit to the school detention room (never as a participant, I'm happy to say) and the reactions, comments and foolishness of those serving their time.

Sometime after I graduated from grade school, and while attending high school, I developed an interest in Magic, and spent a lot of time at the local library reading and copying everything that I could find on the art of prestidigitation. I'm sure that I bored my mom to death with - "Look what I learned to do today." You can't imagine how many hours I spent in my room, fanning a deck of cards up my arm, turning them over and then catching them in mid air with the other hand. This was done leaning over the bed, to keep from picking them up off the floor where they usually landed.

I served as the school delegate to the Greater Cincinnati Junior Safety Council and it was in that role that I met my future wife. I was serving as the moderator of the council session and she, a delegate from her school, was seated in the front row. We made eye contact on several occasions but did not talk to each other until well into the fourth monthly meeting. After that, as they say, is history. We married June 27, 1959. It was hot and humid and near 100 degrees at 8 in the morning in the non-air-conditioned church, and her dad was late for the wedding.

The first postage stamp that I acquired with the intent to save it was the 3-cent 1953 Trucking Industry Stamp (Scott #1025). At the top of our short dead-end street was a small mom-and-pop grocery that sold stamps as a convenience to their customers. One day I happened to be in the store spending some of my hard earned paper route money, probably on a Snickers bar or a Barq's Red Cream Soda, when I spotted the

Trucking stamps on the counter. I asked and was told that this was a new stamp just issued by the 'United States Post Office Department'. Since my dad happened to be an over-the-road trucker, I bought the stamp and HAVE BEEN HOOKED ever since.

I actually strayed away from organized philately during the 70s and early 80s, although I still picked up the new issues from the post office.

My reintroduction to serious stamp collecting came at my first postal supervisory duty station. I happened to be in the mail room of a hospital and a large coil of stamps caught my eye. They turned out to be a roll of one of the fractional transportation coils, which one I don't remember, but the sighting was enough to spur me on to do more checking to see what else was available from the accountable papers office, since our station did not handle or sell fractionals. This was my introduction to Plate Number Coils and from then on, I made sure that I kept up with new issues. It was quite a while after that before I knew that PNC<sup>3</sup> even existed and I joined sometime in the early 90s.

I started the club web site in 1996 and have guided it through many changes. I'm happy to be able to contribute my time to what I believe is one of the premier stamp Web sites in the world.

Locally, I'm a member the Clermont County Stamp Club and the Greater Cincinnati Philatelic Society, its Past President and Co-Chair of the annual stamp show, CINPEX, which had another successful run a few weeks ago.

In addition to PNCs and U.S. Booklets, I collect all of North, Central and South America up to about 1992, except for a few countries that I keep current on. I also collect a few other areas including Scandinavia. My list of topicals is really short: Railroads and Magicians. The former has a ton of stamps and the latter only a few.

Time tends to blur memories about time frames, but I vividly remember frames of another sort. For many years I worked as a (bowling) pin-setter on weekends and through the summer at several bowling 'alleys', a term no longer in good graces. I earned the magnificent sum of 3 cents a line per bowler, when the going rate per game was about 35 cents. I was able to pick up 3 pins in each hand on the first scoop and the remaining fallen pins on the second. When I first started out, a hole drilled in the bottom of the pins was placed on a metal pin that raised from the surface of the lane by means of a foot lever located in the pit. This was well before the days of the automatic, digital display, score keeping pin setters now in use, which I eventually got to work on.

This job proved to be a plus for me as I had ample opportunity to hone my bowling skills and consistently averaged in the low to mid 190s. My highest ever game was a 279. The highlight of my 'career' came when I was 15 or 16 and our teenage team won a national American Junior Bowling Congress mail-in tournament with a scratch (no handicap) three game total of 3187, or an average of 637 each.

After graduation, I started getting vibes from my parents that I needed to 'get a job'. Well, in October of 1957, I

(Continued on page 101)

## Introduction

(Continued from 100)

went to the post office thinking that I was applying for temporary Christmas work and was surprised when I was invited to take the Civil Service Test. I passed the test, the physical and the background checks and reported for work on January 20, 1958 at \$1.47 an hour. The first class postage rate at that time was 3 cents.

In December of '57, I joined the local 'Ring' of the International Brotherhood of Magicians (IBM) and the local 'Chapter' of the Society of American Magicians (SAM), eventually becoming local President of both organizations. In the spring of '58, I proposed to my wife at the yearly spring magic picnic after inviting her up on stage to assist me in a trick, which ended with the engagement ring tied to the corner of a 6 foot square magicians silk handkerchief, which had been produced from thin air. The pattern on the silk was the rear haunches of a bunny with the words, "THE END" boldly printed thereon. I pattered that it was not the end, but indeed just the beginning if she would marry me. She agreed and we married the next year and journeyed to the joint IBM-SAM magic convention in Chicago for our honeymoon.

A number of major events, all of them ultimately intertwined, occurred in 1960. Our first child, Rose Ann was born. I established my own printing company which I ran concurrently with my post office career and my magic profession. It's ironic that because of the low wages in the post office, some years, I made more money doing printing part time. I also started working for the Abbott Magic Manufacturing Company in Colon, Michigan as a demonstrator-salesman during their annual international get-together (convention), a position I had for over 40 years.

Rose Ann, in time, grew up and went to Pomona College in California, where it just so happened that Harry Blackstone, Jr. was doing rehearsals prior to taking his full evening magic show on the road. My daughter dated his son for quite some time until his tragic accidental death. In my early performing days, she was my on-stage assistant.

Another daughter, Rosalie, dated and married a magician that she had met at the get-together.

Our youngest son, Richard, took a fancy to being on stage as an assistant at the our shows and learned to make balloon animals, a skill all of our children have acquired, and one that has been financially rewarding for Richard.

Our other two children are Raymond and Randy. Note that all our names begin with the letter R. Randy served as a Marine in the first Iraq conflict and is now a Letter Carrier in Cincinnati.

In the early 60s, I was invited to join the Cincinnati Academy of Magic and Allied Sciences (CAMAS) and ended up being the editor of their monthly publication for quite a few years. An interesting point is that each issue was printed on a yellow pebble tone paper using an ornate typefont in a different color of ink, except yellow as you might suspect.

Shortly after joining the Letters Carriers Union, I became active as a volunteer with the organization and in due course

became the Editor and Publisher of their monthly newsletter for almost 15 years until I was promoted to a supervisor. As a Letter Carrier, I had the same route for 22 years. I retired from the Postal Service as an Assistant Postmaster in 1992 after 37 years service.

During my postal employment, while still a Letter Carrier, I was detailed to work in the Regional Procurement Office and served as a lesson at the Postmaster's Convention in Cincinnati. The most rewarding facet of my career was that I got to do PR work involving magic promoting "Mail Early" for the post office including radio spots, personal appearances, riding floats in parades and over 50 television appearances.

I really enjoyed my job as a Letter Carrier, especially the basically unsupervised outdoor environment, and I enjoyed the creativity associated with the printing business, but I found that the Magic Profession was a wonderful lifetime avocation.

I had the pleasure to meet and become friends with, through my association with the Abbott Magic Company, almost all the famous, well known magicians of the last half century, plus so many that are not household names, but are still great in their own right. Lance Burton, David Copperfield and Doug Henning were regular visitors to the convention when they were young. Siegfried and Roy also stopped in now and then.

My wife Renate, who for years resisted being my assistant, finally reluctantly agreed and we became the Magic Duo, "Mr. E. and Rene", The Professor of Pandimonious Prestidigitation. Our performances, which were billed as "Comedy with the right touch of Mr. E", took us all over the world, including Canada, Mexico, Europe and South America. We performed at the Ohio State Fair in 1964, and were featured on the 'Today' show and the "CBS Morning News". In addition we did thousands of shows over the years at county fairs, schools, conventions and in hospitality rooms, plus all the birthday and Christmas parties. I also developed a mind reading act that was basically for private parties and an escape act, with handcuffs, chains and a straightjacket that was for larger venues.

We opened our home to three different foreign exchange students, and one young lady who stayed with us while she attended college here in Cincy. As a result of their visits, I taught myself Spanish and though I am not nearly as proficient as I once was, I was able to book a school assembly tour in the Southwest United States and perform the show in Spanish, and then do the same in Mexico and South America.

I've been a 'Train Nut' all my life starting as so many kids do, before I went to school. When I was about 14, I bought my first train set - with my Mother's Credit Account, without her knowledge. I still marvel that the sales clerk let me do it! For years, I've been a member of the National Railway Historical Society, photographing and documenting railroad equipment and structures in the U.S. and Canada for future generations. During the last few years of my postal career, I had been volunteering at a tourist railroad, when the opportunity presented itself to

(Continued on page 102)

## Introduction

(Continued from 101)

run the train as an engineer. Six months later I qualified as an engineer to - It was like a childhood dream come true.

The company that owned the passenger operation also owned the freight business and when I retired from the post office, they asked me to start working for them full time as a freight engineer. I did that for ten years through two changes of ownership and retired in 2002 from the freight side. I still am able to keep my operators license and my hand on the throttle because I am now working part time for the former owner, doing private passenger car movements with Amtrak.

Back about the same time that I retired from the post office (Wow - 14 years ago), I became interested in researching my family history. It all started with my sister Kathy, who had done a lot of research and transcribed it on paper. I offered one day to take everything she had and put it on the computer. It wasn't long before I was hooked, and I've been involved ever since. I've traced my own family back to Germany in 1790, but have reached a stone wall. Hopefully some day, with all the new information being put online everyday, that wall will tumble down.


My dear wife Renate Nagy was born in Graz, Austria, on April 9, 1938. Her parents were killed in the war and she and her twin brother were adopted by the Bolte family in Elsmere, Kentucky. Our son Randy was on Embassy Duty with the Marines in Bonn, Germany in the early 90s and we decided to visit him and then travel to Austria and visit the family that my wife lived with until she was adopted. Her father had made arrangements, before he died, for both children to leave the orphanage and live with the Weidener family in Feldbach, Austria.

We traveled all over Germany and Austria, stopping in Munich and Innsbruck and ended up in Berlin, where we got to see part of 'the wall' come tumbling down. I brought home a suitcase full of pieces of the wall for family and friends, along with some Austrian Crystal to add to my collection, the centerpiece of which is a 5 piece train set.

Renate's brother Robert is still living in Elsmere today. She died, after a long bout with Colon Cancer, a week before Christmas in 2004. I miss her!

— Ron Maifeld

## COVER OF THE MONTH



The above certified mail cover features ten 29¢ variable rate coils, four of which are plate #A11. (Cover courtesy of Thomas Babb.) (If you have an interesting, out of the ordinary, unusual, or scarce PNC cover for *Cover of the Month*, please send a photocopy of your cover against a black background to Rob Washburn, P.O. Box 840, Skowhegan, Maine 04976.)

# Reporting the Rarities

by Gene Trinks (9/06)

There was one report of a Flag Over Porch #66666 10/11 die made in April that I failed to note in the last Rarities column. That should have made the total reported in the July issue 20 used and 2 on cover. Still no mint finds on that one.

Since the addition of the two Egret numbers to this list, I have heard from only a couple of members with information that they have located copies of this elusive bird. Birdwatchers (and others), it's time to get your glasses out and go hunting! Let's get some reports of the Egret V2121 and V3211 on the record! In contrast to the misleading information in a recent issue of Linn's, there are both mint and (many more than Linn's reported) used copies of the V3221 Egret known, so these will not be listed here. The seemingly much rarer V2121 and V3211 are the ones we need to spot and record now.

All those commercial cover collectors out there surely must have found some examples of these rare birds. Let's hear from you, too!

When sending information on the V2121 and V3211, please note whether you have VP or PV die varieties.

The revised list therefore stands as follows:

PNC Issue	PNC ID	Scott No.	Mint*	Used	On Cover
32¢ Flag over Porch ('Famous Five')					
66666 10/11 die	1996-8.221	2915A	0	20	2
66666 12/11 die	1996-8.241	2915C	0	4	2
78777 10/10 die	1996-8.211	2915A	4	64	5
88888 11/12 die	1996-8.252	2915C	0	3	0
13231A 10/10 VP die	1996-8.212	2915A	8 + 6	44	14
(5¢) Avery Mountain V333342 13L/12R die	1996-10.211	2904A	0	19	3
V333343 round corner die	1996-10.211	2904A	0	4	
(5¢) BEP Mountain #1111 9/10 die	1997-1.22	2904B	2 + 2	12	2
(25¢) Diner #22211 round shoulder die	1998-7.21	3208A	0	62	7
(10¢) Green Bike #444 square shoulder die	1998-4.22	3228	0	23	2
(10¢) Eagle & Shield STD #11111 round shoulder die	1998-15.21	3271	3 + 1	10	4
37¢ Snowy Egret V2121 VP die	2003-8	3829	0	5	0
V3211 PV die	2003-8	3829	0	1	0
V3211 VP die	2003-8	3829	0	12	0
V3211 PV die	2003-8	3829	0	1	0

- In MINT column, first number is known ps/5s and second number is known mint singles (See January 2005 issue for illustrations of the round and square corner and shoulder die varieties)

If you have a new find to report, you should send a report to me at my NEW address: 16415 W. Desert Wren Ct., Surprise, AZ 85374. I also have a new e-mail address (gctrinks@cox.net), and will be happy to hear from you by that method. Send a scan too, if you have the capability. And many thanks to all members who have reported in the past. Keep up the good work!!

# CURRENT ISSUE NUMBERS & ROLL SIZES

8/10/06 AHT

**KEY:** A - 100, B - 500, C - 3000, D - 10000  
 EP - EMBEDDED PHOS      UT - UNTAGGED  
 SP - SURFACE PHOS      [ xx ] - NUMBER INTERVAL  
 BK - BLOCK TAG          ( NL ) - LINERLESS  
 OA - OVERALL TAG        \* **NEW NUMBER**

Plate number intervals are shown in brackets following the stamp name. If more than one is indicated, the order is that in which the different printer's plate numbers are listed.  
 Example: Atlas: [20] for BCA, [10] for Avery.

**PRINTER PLATE NUMBER PREFIX LETTER:**  
 A - American Bank Note      P - Ashton Potter  
 B - Banknote Corp. of America      S - Sennett Security Prod.  
 G - Guilford Gravure          V - Avery-Dennison  
 M - 3M                                  None - BEP

**39c L/FLAG (SA) [10]**

#V1111      C, D

**(39c) L/FLAG [14]**

1 #S111      C

**39c L/FLAG [14]**

#S1111      A, C, D

**(39c) L/F (SA) [14] [11]**

#S1111      A  
 #V1111      A  
 #P1111      A [31]  
 #P2222      A [31]

**39c L/FLAG (SA) [14] [31]**

#S1111      A  
 #P1111      A

**1c KESTREL [24]**

#1111      B, C (TYPE I)  
 #1111      B (TYPE II)  
 #1111      C (TYPE III)  
 #2222      C  
 #3333      C  
 #4444      C

**39c CROPS (SA) [25]**

#S1111      A

**1c LAMP [14]**

#S11111      C

**2c WOODPECKER [24]**

#11111      C, D  
 #22222      D

**3c STAR [14]**

#S1111      D

**37c EGRET (SA) [11] [31]**

#V1111      A  
 #V2111      A  
 #V2121      A #  
 #V3211      A  
 #V3212      A  
 #V3221      A  
 #V3222      A  
 #P11111      A  
 #P22222      A  
 #P33333      A  
 #P44444      A  
 #P55555      A

**3c COFFEE POT [14]**

#S1111      D

**5c TOLEWARE [14]**

#S1111111      D

**10c CLOCK [14]**

#S1111      D

**24c BUCKEYE (SA) [11]**

#V1111      A

**39c OFFICIAL [14]**

#S1111      A

**(5c) SEA (SA) [20] [22] [20]**

#B1111      D  
 #P1111      D  
 #P2222      C, D [27]  
 #P3333      D [27]  
 #P4444      D [27]  
 #P5555      D [27]  
 #P6666      D [27]  
 #P7777      D [27]  
 #S1111      D

**(10c) LION (SA) [21]**

#S111111      D  
 #S22222      D  
 #S33333      D  
 #S44444      D  
 #S55555      D [20]  
 #S66666      D [20]  
 #S77777      D [20]

**(5c) SEACOAST [10] [14]**

#B1111      B, D  
 #S1111      C  
 #S1111      D (lum ink)

**(10c) LION [14]**

#S11111      B, C

**(15c) WOODY (SA) [21]**

#S11111      D

**(10c) ATLAS (SA) [20] [10]**

#B1111      D  
 #V11111      D  
 #V11222      D  
 #V12222      C, D  
 #V13222      ?  
 #V21111      D  
 #V21211      C, D  
 #V22111      D  
 #V22112      D  
 #V22211      C  
 #V22222      D  
 #V23113      D  
 #V32332      D  
 #V33332      ?  
 #V33333      D

**(25c) DINER [14]**

#S11111      D

**(25c) DINER (SA) [21]**

#11111      D  
 #22211      C, D  
 #22222      C, D  
 #33333      D  
 #44444      D  
 #55555      D

**(25c) EAGLE (SA) [20]**

#S1111111      D (03 DATE)  
 #S2222222      D  
 #S3333333      D  
 #S1111111      D (05 DATE)

**(25c) EAGLE [10]**

#S1111111      C

? = Known used only

Sennett's SA Lion S55555 was printed with a *different size cylinder than previous plate numbers*. Consequently the plate number interval changed from 21 to 20. S55555 & higher have the 20 interval.

Ashton Potter's SA Seacoast P2222 was die cut with two different mats. One is serpentine cut on all four sides while the other has serpentine cuts on the sides and straight cuts on top and bottom

● In printing the SA Seacoast with cylinders P2222 through P7777 AP changed the cylinder size from that used to print P1111. Thus the plate number intervals changed from 22 to 27. P3333 through P7777 have a small date and color order of BCMY.

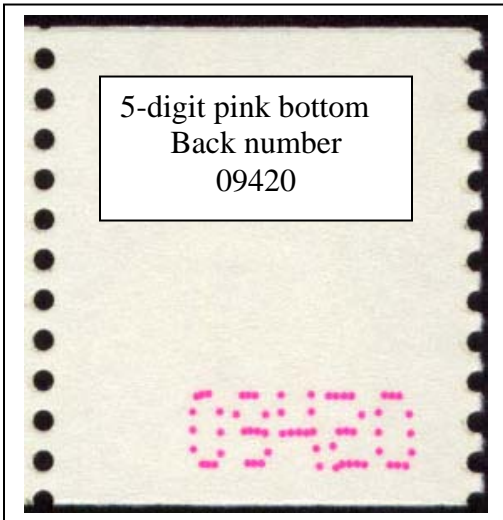
■ The Kestrels differ in the order of color laydown. Colors are black, yellow, cyan and magenta. Type I sequence is BYCM. Type II is BCYM. Type III is YMCB. *The color order shows in the plate number.*

# - Known used only

## Catalog Corner



**10c American Clock  
Plate S1111  
PNC ID 2006-8**



The 10c American Clock coil was issued August 4, 2006 in Independence, Ohio. It is issued only in water-activated gummed (WAG) rolls of ten thousand. It replaces the 10c Canal Boat (PNC ID 1987-7) of the transportation series.

Sennett Security Products produced this coil. S1111 is the only known plate number. The plate number shows in the lower right hand corner every 14<sup>th</sup> stamp along the roll. The year 2006 in white dropout lettering shows in the lower left corner.

Pink 5-digit back numbers occur ten stamps apart on the reverse side of the coil. A given roll will be an even roll or an odd roll. On even rolls the back number and the plate number will be on the same stamp every 70 stamps along the roll. On odd rolls, the closest the back number comes to the plate number is one stamp left of the plate number or one stamp right of the plate number.

Back numbers have been found on the top, middle and bottom of the stamp. A bottom back number is shown to the left.


**Below is a close up view of the plate number S1111. The “S” and the second “1” are white dropout lettering, i.e. a portion of the stamp that is left unprinted.**



# ★ ATTENTION COLLECTORS OF ★ PLATE NUMBER COIL STAMPS!

PHILATELIC ARTS HAS JUST PUBLISHED THE

## 2007 PNC GUIDE



**FREE WITH YOU ORDER!**  
14 Album Pages for  
2005/06  
Used Sigles and  
Mint Strips of 5  
Printed on Heavy  
Archival Stock.  
A \$15 Value!

**NEW NAME  
NEW TABLES FORMAT  
MANY NEW SCANS  
ORGANIZED BY DENOMINATION  
270 Pages 8 1/2 X 11" Format  
Spiral Bound with Plastic Covers  
Glossary of Terms / Index  
Updated Pricing for Mints Strips of 3 and 5,  
Used Singles and Covers.  
Lists All PNC's through Spring 2006.  
Full Color Photos of all Stamps  
Charts and Diagrams Illustrating  
differences between similar stamps.  
Places to check off holdings.  
Larger Print for easy reading.**

Allow 2-3 week for delivery!

THE ONLY BOOK  
OF IT'S KIND ON  
THE MARKET!  
ORDER YOUR COPY  
TODAY

**\$64.95**

\$4.50 S&H

Checks or M.O. only  
no charges accepted  
CT residents add 6% sales tax

Send to  
**PHILATELIC ARTS  
370 SAW MILL RD.  
GUILFORD, CT 06437  
www.philaticarts-pnc.com  
Order using PAY PAL**



TO OWN A COMPLETE COLLECTION OF ALL  
FLAG OVER PORCH PLATE NUMBER COIL  
STAMPS WOULD COST THOUSANDS!

OWN YOURS TODAY

FOR ONLY \$29.95 + \$3.50 S&H

Philatelic Arts Visual Essay on Flag Over Porch Plate Number Coil stamps, is a 56 page book, spiral bound with clear plastic covers.

The book illustrates all collectible varieties, including the elusive 88888 11x12, that are known to date!

Since some of these stamps are extremely rare, only a handful of copies known in some instances, this is probably the only way most collectors can hope to own a complete collection!

Newly revised in 2006 to include 20 new pages of information including scans of all stamps listed, incision styles, as well as values.

Send To Philatelic Arts  
370 Saw Mill Rd.  
Guilford, CT 06437

CT residents please add sales tax  
Check or Money Orders only.

Order On Line at  
www.philaticarts-pnc.com with  
PAY PAL.

Like to sort stamps! Learn to tell the difference between a common and rare collectible item.



# Membership

**Names of applicants are published for members to review. Any member who questions the suitability of a prospective member should contact the chairperson of the Membership Committee, Janet Gillis, 2485 Falmouth Rd. Fairlawn, OH 44333-4045 with the objection. The committee will recommend for or against membership.**

## *New applicants:*

Glen Chip Grier (1973)  
22 Camri Ct.  
Rindge, NH 03461  
(603) 532-7114 (Day)  
(603) 899-3048 (Evening)  
[gcgum@cheshire.net](mailto:gcgum@cheshire.net)

James E. Halpin (1974)  
359 Sweetbriar Rd.  
King of Prussia, PA 19406-1701  
(610) 265-9274 (Day & Evening)

Richard E. Hinds (1975)  
2886 Allapattah Dr.  
Clearwater, FL 33761-1801  
(727) 786-3533 (Day)  
(727) 560-7008  
[dickhinds@verizon.net](mailto:dickhinds@verizon.net)

Kerry K. Kuball (1976)  
3712 N. Copenhagen Dr.  
Avondale, AZ 85323-3515  
(623) 393-6263 (Day)  
(623) 877-2158 (Evening)  
[k3cj5555@gmail.com](mailto:k3cj5555@gmail.com)

James F. Ellis (1977)  
110 Glenridge Cir.  
Greenwood, SC 29646-9266  
(864) 223-2996 (Day & Evening)  
[ellisfulfillment@yahoo.com](mailto:ellisfulfillment@yahoo.com)

Herbert Gilder (1978)  
1200 Crystal Dr. #212  
Arlington, VA 22202-4308  
(703) 416-4834 (Day)  
[jhgilder@att.net](mailto:jhgilder@att.net)

Donald Smith (1979)  
2616 S. Eaton Pl.  
Lakewood, CO 80227  
(303) 985-3500 (Day & Evening)  
[dsmith6701@msn.com](mailto:dsmith6701@msn.com)

## *Deceased:*

James Rolfe (1418)

## *Address changes/corrections:*

Larry W. Graf (761)  
PO Box 527  
Smyrna, DE 19977

Thomas H. Hamilton (1297)  
43 Shady Tree Ln  
Carson City, NV 89706-0525

## *Reinstated:*

John Thomas (1780)  
3015 Zion Ln.  
El Paso, TX 79904

## *Recap:*

Previous membership count	871
New members	7
Deceased	-1
Reinstated	1
New Membership Count	878

## PNC<sup>3</sup> meetings and slide shows

A listing of scheduled Regional and Annual Meetings will be published in *Coil Line*.

Until a new Regional Meeting coordinator is appointed, please send notices of meetings directly to the *Coil Line* Editor.

**SESCAL, Saturday, Oct. 14.** The meeting will be from noon to 2 p.m. Show is at Radisson Hotel at Los Angeles International Airport. Announcements will be sent to all California members but anyone may attend. Jack Wasserman will be in charge, with assistance from other members.

## **ARIPEX, Saturday Jan. 20, 2007**

— Tucson, AZ. at 1 p.m. The event will be held at the Tucson Convention Center, 260 S. Center St., Tucson, AZ. More information is available at the show website, [www.aripexonline.com](http://www.aripexonline.com)

## COIL LINE

Published monthly as the journal of the Plate Number Coil Collectors Club, also known as PNC<sup>3</sup>. Copy must be in the hands of the editor no later than the 15th of the month. The August issue was mailed July 24.

**President:** Ron Maifeld P. O. Box 54622, Cincinnati OH 45254-0622  
513-231-4208  
[ron.maifeld@pnc3.org](mailto:ron.maifeld@pnc3.org)

**Distribution:** Alan Thomson, P.O. Box 91, Northwood, NH 03261 or [mr.snips@verizon.net](mailto:mr.snips@verizon.net) Mailed under Bulk Rate permit No. 1, Northwood, NH 03261. Contact Alan first about which back issues he has in stock.

He may refer you to Charles Still at 23913 Benton Road, Kirksville, MO MO 63501 for older issues. Please include an SASE. There is a modest charge to cover expenses.

**Changes of address:** Should be sent to and membership applications are available from Tom McFarland, Secretary, P.O. Box 756, Princeton Junction, NJ 08850  
[secretary@pnc3.org](mailto:secretary@pnc3.org)

**Mailing list:** Rental of the club mailing list is available. A one-time usage of labels costs \$50. Contact the secretary (above).

**Dues:** Are \$12 per year (\$17 for First Class mailing of *Coil Line*, \$17 for Canada and Mexico and \$22 for all others) and should be sent to Andrew Jakes, 2303 Horseshoe Ct., Grayslake, IL 60030-9327  
[pntreasurer@aol.com](mailto:pntreasurer@aol.com)

**Advertising rates:** Are \$42 for a full page, \$24 for 1/2 page and \$12 for 1/4 page per issue. A check or money order made payable to PNC<sup>3</sup> must be submitted with the advertising copy. All copy should be sent to the Editor, 909 Parker St., Bowling Green, OH 43402-2107.  
**E-mail** - [halallen@wcnet.org](mailto:halallen@wcnet.org)

Members are entitled to two free, 40-word ads per year. Word ads are available at 6 cents per word per issue to nonmembers and those members who have used their free ads.

## Ads

QUIT COLLECTING need to sell, PNCs already gone. Have all trans issues, singles to strips of 8 including precancels. At least three copies of each. Face over \$200. Also have booklets, plate blocks, sheets and ducks. Contact [stamperja@cs.com](mailto:stamperja@cs.com)

USED PNC singles and strips. Send for free, updated daily, pricelist. Quantity lots plus used booklet singles. Bob Murrin. PNC3-LM, P.O. Box 10100, St. Petersburg, FL 33733-0100 [murrin@gte.net](mailto:murrin@gte.net)

PNC USED SINGLES, used strips and MNH PS5s. Great prices! Visit <http://www.angelfire.com/ca5/HimesPNCs> or send SASE for details. John Himes, P.O. Box 453 Cypress, CA 90630-0453.

MEMBERS ARE ENTITLED to two free 40-word ads per year. Copy must be received by the 15th of the month. Ads may also purchased at six cents per word per month.

## Stamp

(Continued from page 99)

I'll let the reader draw their own conclusions about where a particular plate number coil might end up, but it is helpful to know which SDO services the post offices you visit.

— Frank Covey

**Display ads in Coil Line are an affordable way to move extra items out of your collection and put cash in your bank account.**

**A full page is \$42 per month.**

**A half-page costs \$24 per month.**

**A quarter-page costs \$12 a month.**

**A discount is available at each level for those who buy 12 consecutive months. The 12th month is free.**

**Send copy to:**

**halallen@wcnet.org or  
Harold Brown,  
909 Parker St.,  
Bowling Green, OH  
43402-2107**

-108-

## Special

**2915 32c Flag #89899**

**Retail \$470**

**Sale price PS5 \$350**

**PS7 \$375**

**PNCs Unlimited  
16085 54th Ave.  
Chippewa Falls, WI 54729**

**715 723-6808**

**Email — [swajek@sbcglobal.net](mailto:swajek@sbcglobal.net)**

## FOR SALE

1) *Airmail C1 thru C6 XF-S NH*  
*Best offer over \$500*

2) *Airmail Plate Block C98a of 20 NH*  
*Best offer over \$100*

3) *Plate Block Scott #832 \$1.00 Prexie*  
*Scott #834 \$5.00 Prexie*  
*Scott#1053 Hamilton*

*Condition VF-XF NH*

*Make Offer*

*Add \$5.00 for certified mail*  
*Satisfaction guaranteed*

*Raphael Peretz  
147-19 20th Road  
Whitestone, NY 11357  
Thank you!*